

FASHION DESIGNING

Maximum Marks: 100

Time allowed: Two hours

1. *Answers to this Paper must be written on the paper provided separately.*
 2. *You will **not** be allowed to write during the first 15 minutes.*
 3. *This time is to be spent in reading the question paper.*
 4. *The time given at the head of this Paper is the time allowed for writing the answers.*
-
5. *Attempt **all** questions from **Section A** and **any four** questions from **Section B**.*
 6. *The intended marks for questions or parts of questions are given in brackets [].*

Instruction for the Supervising Examiner

Kindly read aloud the Instructions given above to all the candidates present in the Examination Hall.

This paper consists of 11 printed pages and 1 blank page.

T25 701

© Copyright reserved.

Turn Over

SECTION A (20 Marks)

*(Attempt **all** questions from this **Section**.)*

Question 1

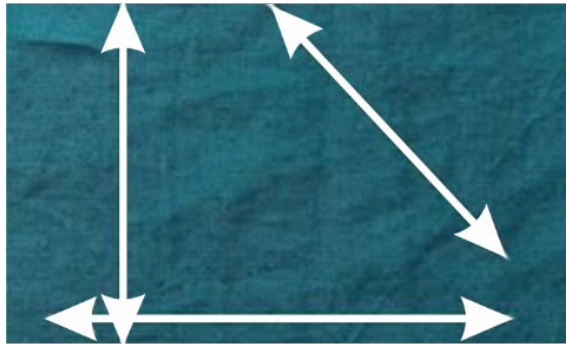
Choose the correct answers to the questions from the given options.

[20]

(Do not copy the questions, write the correct answers only.)


- (i) _____ is used for checking grain lines and drawing long seam lines on a fabric.
- (a) L-scale
 - (b) Long scale
 - (c) Small scale
 - (d) Grading scale
- (ii) The lengthwise finished edge of a woven fabric is called:
- (a) grain
 - (b) selvedge
 - (c) warp
 - (d) weft
- (iii) **Assertion(A):** A Bias-cut garment usually drapes softly.
- Reason(R):** Bias-cut fabric has maximum amount of stretch.
- (a) Both (A) and (R) are true and (R) is the correct explanation for (A).
 - (b) Both (A) and (R) are true but (R) is not the correct explanation for (A).
 - (c) (A) is true but (R) is false.
 - (d) (A) is false but (R) is true.

- (iv) In the image given below, identify the grain directions marked on the fabric.



- (a) Warp grain, weft grain and diagonal grain
- (b) Lengthwise grain, crosswise grain and bias
- (c) Parallel grain, perpendicular grain and cross grain
- (d) Lengthwise grain, crosswise grain and diagonal grain
- (v) **Assertion(A):** Pins are used for fixing pattern pieces to a fabric.
- Reason(R):** Fixing of pattern pieces to a fabric helps in cutting the fabric easily.
- (a) Both (A) and (R) are true and (R) is the correct explanation for (A).
- (b) Both (A) and (R) are true but (R) is not the correct explanation for (A).
- (c) (A) is true but (R) is false.
- (d) (A) is false but (R) is true.
- (vi) Drafting is defined as a system of drawing _____ on a paper with the help of body measurements.
- (a) garments
- (b) patterns
- (c) designs
- (d) pictures

- (vii) Estimate the fabric required for stitching the garment given below:




- (a) 2 lengths plus Hem Allowance
 - (b) 3 lengths plus Hem Allowance
 - (c) 2 lengths plus 1 sleeve length plus Hem Allowance
 - (d) 4 lengths plus Hem Allowance
- (viii) _____ patterns are made on thin paper.
- (a) Design
 - (b) Drafted
 - (c) Draping
 - (d) Commercial
- (ix) What is the function of the sewing tool given below?



- (a) Measuring the fabric
- (b) Threading the needle
- (c) Marking the fabric
- (d) Protecting fingers

- (x) **Statement I:** Bodkin is a tool which resembles a large blunt needle.
Statement II: Bodkin is used to pull cord, elastic, tape or ribbon through castings.
- (a) Statement I and II are true.
 - (b) Statement I and II are false.
 - (c) Statement I is true but II is false.
 - (d) Statement I is false but II is true.
- (xi) Choose the option that lists the sequence of steps in dress making in the correct order:
- 1. Cutting
 - 2. Stitching
 - 3. Purchase of materials
 - 4. Selection of pattern
- (a) 1, 2, 3, 4
 - (b) 2, 4, 3, 1
 - (c) 4, 3, 1, 2
 - (d) 4, 2, 3, 1
- (xii) _____ method is used to cut right and left halves of bodice patterns separately.
- (a) Double fold
 - (b) Open layout
 - (c) Off centre length wise fold
 - (d) Crosswise centre fold

- (xiii) Name the pattern layout given in the image below:



- (a) Open layout
 - (b) Double fold layout
 - (c) Lengthwise fold layout
 - (d) Combination fold layout
- (xiv) For cutting a fabric with the help of shears, what kind of strokes should be used?
- (a) Long and smooth strokes
 - (b) Small and even strokes
 - (c) Long and uneven strokes
 - (d) Small and smooth strokes
- (xv) For which of the following fabrics do we spray water and set the iron at high temperature during pressing?
- (a) Wool
 - (b) Cotton
 - (c) Silk
 - (d) Velvet

(xvi) Match the List 1 with List 2 and select the correct option.

List 1

- A. Bobbin case
- B. Stitch regulator
- C. Hand wheel
- D. Presser foot lever

List 2

- a. to raise or lower the needle
- b. to raise or lower the presser foot
- c. holds the bobbin
- d. allows for small stitch to long stitch

- (a) Aa, Bb, Cc, Dd
- (b) Ad, Bc, Cb, Da
- (c) Ab, Ba, Cd, Dc
- (d) Ac, Bd, Ca, Db

(xvii) Needle bar is a steel rod to hold the needle at one end with the help of a clamp.

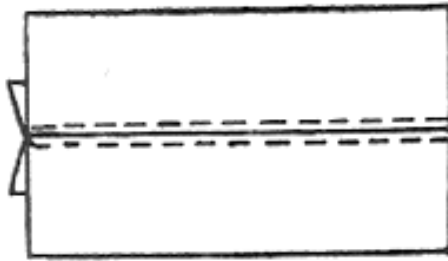
Its main function is to give motion to the _____.

- (a) needle
- (b) needle clamp
- (c) needle plate
- (d) hand wheel

(xviii) For preparing patterns in _____ method one needs to have a dress form, fabric and the skill.

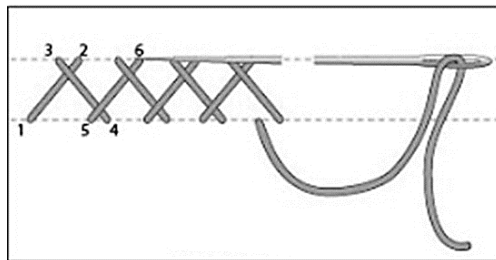
- (a) drafting
- (b) commercial
- (c) draping
- (d) design

(xix) Identify the seam used in dress making as shown in the image below:



- (a) Lapped seam
- (b) Top stitched seam
- (c) French seam
- (d) Bound seam

(xx) Name the embroidery stitch given in the image below:



- (a) Lazy daisy
- (b) Satin
- (c) Cross
- (d) Herringbone

SECTION B (80 Marks)

(Answer *any four* questions from this *Section*.)

Question 2

- (i) Sana owns a small custom dressmaking business. Her business has grown steadily, she is now considering if additional investments on purchasing more sewing equipment could further enhance her business. In this context, explain the usage and role of sewing tools and equipment in dress making. [10]
- (ii) Explain *any five* factors to be considered while buying sewing tools and equipment. [10]

Question 3

- (i) Your friend Miss Rekha wants to buy the right sewing machine available in the market for stitching clothes. Explain how you will help her in spending money wisely by selecting the right brand and model of the sewing machine. [10]
- (ii) Name and explain the various varieties of sewing machines available in the market. [10]

Question 4

- (i) Sophia is a professional dressmaker who has been asked to create a custom evening gown for a client attending a prestigious event. She knows that even small mistakes in measurement can lead to significant problems during the fitting and final look. With reference to this, explain the following: [10]
 - (a) Importance of taking correct body measurements.
 - (b) Precautions to be followed while taking body measurements.

- (ii) Explain *any five* types of figure problems and list the type of clothing they should wear. [10]

Question 5

- (i) Aira is a dressmaker, she wants to create garments for her family and friends. To do this work, Aira wants to use commercial sewing patterns, which are pre-designed templates available in various sizes and styles. However, she is unsure whether relying on commercial patterns will enhance her efficiency and quality of her work or not. Explain the significance of *commercial patterns* in the dressmaking process. [10]
- (ii) Describe the sequence of steps involved in a dress making process. [10]

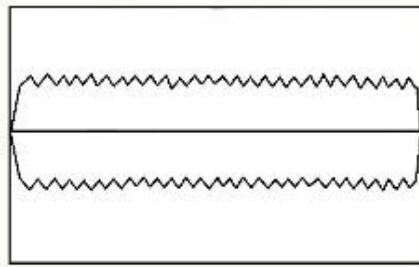
Question 6

- (i) Pressing garments using the correct method and with the right temperature gives them a neat appearance. In this context, discuss the methods of pressing various parts of a garment. [10]
- (ii) A seam is a method of joining two or more materials together. Explain the following seams with short notes and diagram. [10]
- (a) French seam
- (b) Lapped seam

Question 7

- (i) Sloka is designing a knee-length frock with pleats for her friend's birthday. She comes to you for your advice in selecting right type of pleats. Explain to Sloka about various types of pleats that can be used in stitching a frock. [10]
- (ii) *Seam finishes* will prolong the life of the garments. Identify the seams given in the images (a) and (b) below and explain the steps of construction of each of them. [10]

(a)



(b)

