

# NATA Drawing & Composition Sample Paper – 9

Duration: 90 Minutes

Maximum Marks: 80

## Instructions

- This is the **Drawing & Composition** section (Part A) of NATA (National Aptitude Test in Architecture). It has **3 compulsory questions**, each answered by **freehand drawing**.
- **A1** – Composition & Colour (**25 marks**); **A2** – Sketching & Composition, Black & White (**25 marks**); **A3** – Three-Dimensional Composition (**30 marks**). Total: **80 marks**.
- Use **HB / 2B pencils** and an eraser; keep **colour pencils / crayons / poster colours** ready for A1. All work must be **freehand** — scales, compasses and other drawing instruments are not allowed.
- Plan your time at roughly **30 minutes per question**, and draw each answer on the sheet provided.

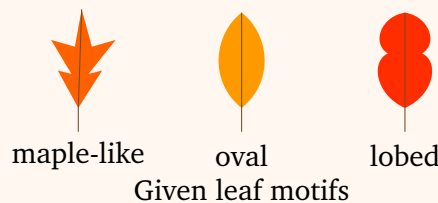
## Part A: Drawing & Composition



**Question A1 — Composition & Colour****[25 Marks]**

Autumn turns the leaves to warm reds, oranges and golds before they drift to the ground. Using **falling autumn leaves** (maple-like, oval and other shapes) in warm colours as your main motif — along with a **tree or branch** and a warm-toned background — create an attractive, balanced and **colourful 2D composition** on the theme “*Autumn Leaves*”.

You may take the following leaf motifs as your starting elements (you are free to add more, change their sizes and arrange them as you wish):



**What is assessed:** colour harmony and contrast, balance and focal point, sense of rhythm and overlap, and overall neatness. Show the composition in colour. (*Draw your answer in the space provided on the drawing sheet.*)

**Question A2 — Sketching & Composition (Black & White) [25 Marks]**

From your **memory and observation**, sketch the scene of “*an old man reading a newspaper under a street lamp at night*”. Your composition should include a **seated figure** reading a newspaper, a **lamp post** casting a pool of light and long shadows, a wall or steps behind, and a clear ground plane.

Work in **pencil / black-and-white** only. Show a believable **ground plane and perspective**, correct **proportion** between the figure and the objects, and a strong treatment of **light and shadow** (the light falls from the lamp at night, so contrast is high).

**What is assessed:** observation and realism, composition and depth, the play of light and shade (hatching / tonal values), line quality and proportion. (*Draw your answer in the space provided on the drawing sheet.*)



**Question A3 — Three-Dimensional Composition****[30 Marks]**

Using **all four** of the **three-dimensional forms** given below — a **cube**, a **cone**, a **cylinder** and a **hemisphere (dome)** — create a single **stable and interesting 3D composition**. You may change their relative sizes and may let the forms touch, rest on or overlap one another, but **every form must appear** in your composition.



Show the composition in **one-point or two-point perspective**, with the light coming from the **upper left**, and render the **light, shade and cast shadows** on a common ground plane.

**What is assessed:** creativity of the 3D arrangement, stability and logic of the assembly, accuracy of perspective and proportion, and the rendering of light & shadow. *(Draw your answer in the space provided on the drawing sheet.)*




## Model Approach & Sample Solutions

There is no single “correct” drawing in NATA — examiners reward imagination, sound composition, proportion, perspective and the handling of colour, light and shade. The sketches below show **one acceptable approach** to each question; treat them as a guide, not as the only answer.

### Model Approach & Sample Solution

**A1 — Composition & Colour (a worked example).** A strong answer drifts leaves of different shapes and sizes diagonally across the sheet, gathers a few large leaves into a clear focal cluster, and lets a branch enter from one corner to anchor the design. The warm reds, oranges and golds of the leaves are tied together by a soft, warm background so the whole composition reads as one harmonious autumn scene with rhythm and depth.



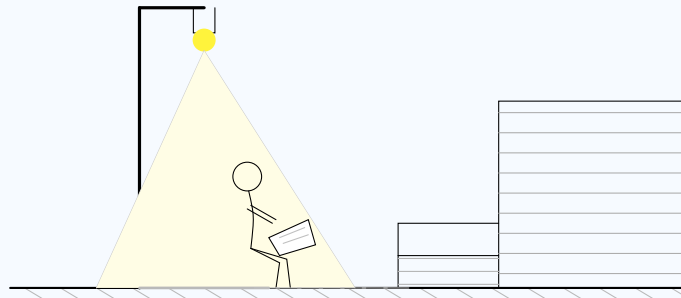
Sample colour composition — “Autumn Leaves”

**Marks are earned for:** a clear focal cluster and balance (large leaves grouped, smaller ones drifting to the edges), warm colour harmony, overlap and varied leaf shapes/sizes for depth, and clean, confident fills. *Common mistakes:* leaves all the same shape and size, scattered evenly with no focus; cold or clashing colours that break the autumn mood; an empty, unbalanced background with no branch to anchor it.



### Model Approach & Sample Solution

**A2 — Sketching & Composition, Black & White (a worked example).** Begin with a ground line and place the lamp post and its bright bulb first — this single light source governs the whole scene at night. Seat the old man on a step within the pool of light so he is the lit focal point; the newspaper catches the light while everything beyond the cone falls into deep shade. Cast a long shadow from the figure and the post across the ground, and hatch the dark wall and steps heavily so the night-time light/shadow contrast is strong.

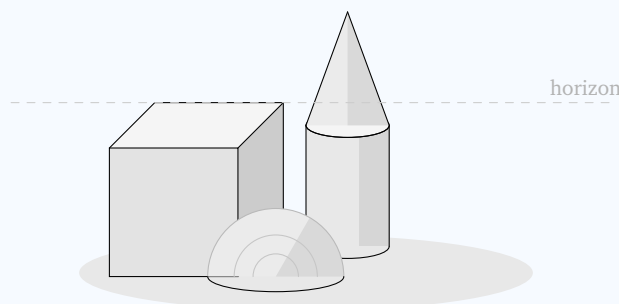


Sample black-&-white sketch — “Old man reading under a street lamp at night”

**Marks are earned for:** correct figure-to-object proportion, a convincing ground plane and perspective, a single consistent light source with a clear pool of light, long hatched shadows and strong dark/light night contrast, and confident, varied line weight. *Common mistakes:* a floating scene with no ground line, a figure out of scale, light spilling from no clear source, and flat drawings with no deep night tone.

### Model Approach & Sample Solution

**A3 — Three-Dimensional Composition (a worked example).** Decide a single light direction (upper left) and a common ground plane first. A stable arrangement uses the heavy cube as a base/anchor, stands the cylinder beside it with the cone resting on the cylinder, and sets the low hemisphere in front so it overlaps and ties the group together. Keep all the forms agreeing with one horizon line, lighten the top/left planes and darken the right planes, and drop one continuous cast shadow to the right.



Sample 3D composition — cube, cone, cylinder & hemisphere with light & shadow



**Marks are earned for:** an inventive yet *stable* grouping (forms resting/leaning logically), all four solids clearly present, a consistent horizon and perspective, and convincing light, shade and a common cast shadow. *Common mistakes:* forms floating or impossibly balanced, mixed light directions, missing one of the given solids, and flat shapes with no tonal modelling.

