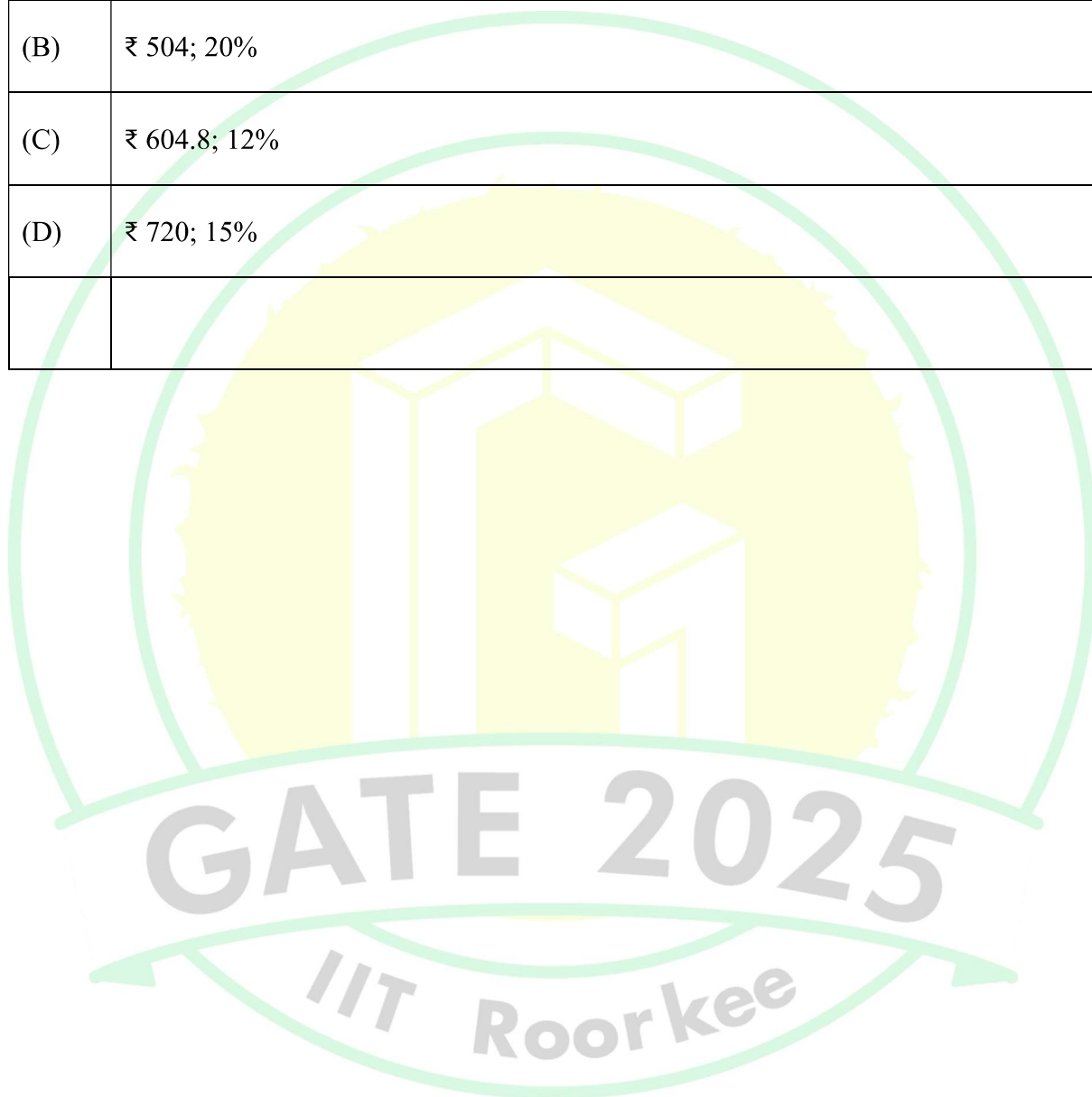


**General Aptitude**

**Q.1 – Q.5 Carry ONE mark Each**

Q.1	<p>Even though I had planned to go skiing with my friends, I had to _____ at the last moment because of an injury.</p> <p>Select the most appropriate option to complete the above sentence.</p>
(A)	back up
(B)	back of
(C)	back on
(D)	back out
Q.2	<p>The President, along with the Council of Ministers, _____ to visit India next week.</p> <p>Select the most appropriate option to complete the above sentence.</p>
(A)	wish
(B)	wishes
(C)	will wish
(D)	is wishing

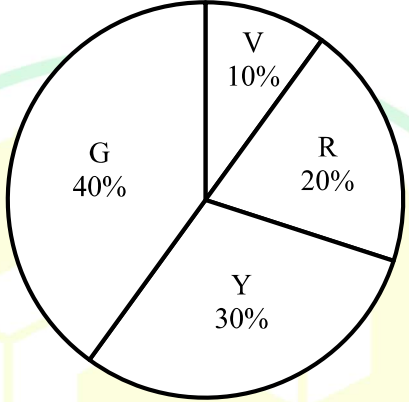
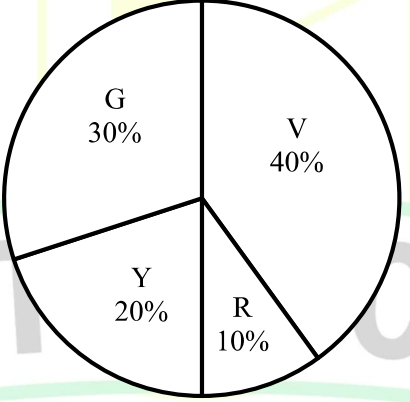
Q.3	An electricity utility company charges ₹ 7 per kWh (kilo watt-hour). If a 40-watt desk light is left on for 10 hours each night for 180 days, what would be the cost of energy consumption? If the desk light is on for 2 more hours each night for the 180 days, what would be the percentage-increase in the cost of energy consumption?
(A)	₹ 604.8; 10%
(B)	₹ 504; 20%
(C)	₹ 604.8; 12%
(D)	₹ 720; 15%

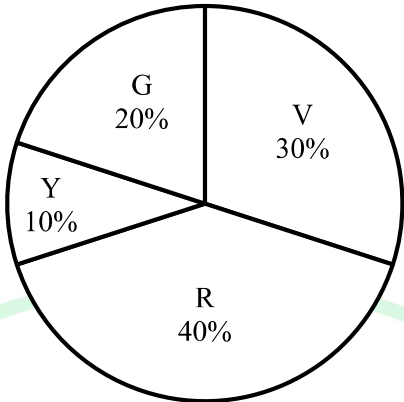
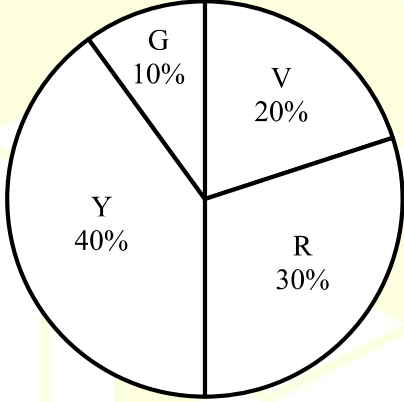


Q.4	In the context of the given figure, which one of the following options correctly represents the entries in the blocks labelled (i), (ii), (iii), and (iv), respectively?																
	<table><tr><td>N</td><td>U</td><td>F</td><td>(i)</td></tr><tr><td>21</td><td>14</td><td>9</td><td>6</td></tr><tr><td>H</td><td>L</td><td>(ii)</td><td>O</td></tr><tr><td>12</td><td>(iv)</td><td>15</td><td>(iii)</td></tr></table>	N	U	F	(i)	21	14	9	6	H	L	(ii)	O	12	(iv)	15	(iii)
N	U	F	(i)														
21	14	9	6														
H	L	(ii)	O														
12	(iv)	15	(iii)														
(A)	Q, M, 12, and 8																
(B)	K, L, 10 and 14																
(C)	I, J, 10, and 8																
(D)	L, K, 12 and 8																

GATE 2025

IIT Roorkee

Q.5	<p>A bag contains Violet (V), Yellow (Y), Red (R), and Green (G) balls. On counting them, the following results are obtained:</p> <ul style="list-style-type: none"> <li>(i) The sum of Yellow balls and twice the number of Violet balls is 50.</li> <li>(ii) The sum of Violet and Green balls is 50.</li> <li>(iii) The sum of Yellow and Red balls is 50.</li> <li>(iv) The sum of Violet and twice the number of Red balls is 50.</li> </ul> <p>Which one of the following Pie charts correctly represents the balls in the bag?</p>										
(A)	 <table border="1"> <caption>Data for Pie Chart (A)</caption> <thead> <tr> <th>Color</th> <th>Percentage</th> </tr> </thead> <tbody> <tr> <td>Violet (V)</td> <td>10%</td> </tr> <tr> <td>Red (R)</td> <td>20%</td> </tr> <tr> <td>Yellow (Y)</td> <td>30%</td> </tr> <tr> <td>Green (G)</td> <td>40%</td> </tr> </tbody> </table>	Color	Percentage	Violet (V)	10%	Red (R)	20%	Yellow (Y)	30%	Green (G)	40%
Color	Percentage										
Violet (V)	10%										
Red (R)	20%										
Yellow (Y)	30%										
Green (G)	40%										
(B)	 <table border="1"> <caption>Data for Pie Chart (B)</caption> <thead> <tr> <th>Color</th> <th>Percentage</th> </tr> </thead> <tbody> <tr> <td>Violet (V)</td> <td>40%</td> </tr> <tr> <td>Red (R)</td> <td>10%</td> </tr> <tr> <td>Yellow (Y)</td> <td>20%</td> </tr> <tr> <td>Green (G)</td> <td>30%</td> </tr> </tbody> </table>	Color	Percentage	Violet (V)	40%	Red (R)	10%	Yellow (Y)	20%	Green (G)	30%
Color	Percentage										
Violet (V)	40%										
Red (R)	10%										
Yellow (Y)	20%										
Green (G)	30%										

(C)	 <table border="1"> <thead> <tr> <th>Category</th> <th>Percentage</th> </tr> </thead> <tbody> <tr> <td>V</td> <td>30%</td> </tr> <tr> <td>R</td> <td>40%</td> </tr> <tr> <td>G</td> <td>20%</td> </tr> <tr> <td>Y</td> <td>10%</td> </tr> </tbody> </table>	Category	Percentage	V	30%	R	40%	G	20%	Y	10%
Category	Percentage										
V	30%										
R	40%										
G	20%										
Y	10%										
(D)	 <table border="1"> <thead> <tr> <th>Category</th> <th>Percentage</th> </tr> </thead> <tbody> <tr> <td>Y</td> <td>40%</td> </tr> <tr> <td>R</td> <td>30%</td> </tr> <tr> <td>V</td> <td>20%</td> </tr> <tr> <td>G</td> <td>10%</td> </tr> </tbody> </table>	Category	Percentage	Y	40%	R	30%	V	20%	G	10%
Category	Percentage										
Y	40%										
R	30%										
V	20%										
G	10%										

GATE 2025

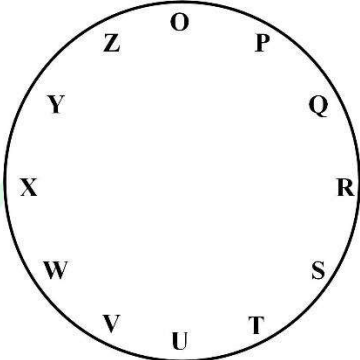
IIT Roorkee

**Q.6 – Q.10 Carry TWO marks Each**

Q.6	<p>“His life was divided between the books, his friends, and long walks. A solitary man, he worked at all hours without much method, and probably courted his fatal illness in this way. To his own name there is not much to show; but such was his liberality that he was continually helping others, and fruits of his erudition are widely scattered, and have gone to increase many a comparative stranger’s reputation.”</p> <p style="text-align: right;">(From E.V. Lucas’s “A Funeral”)</p> <p>Based only on the information provided in the above passage, which one of the following statements is true?</p>
(A)	The solitary man described in the passage is dead.
(B)	Strangers helped create a grand reputation for the solitary man described in the passage.
(C)	The solitary man described in the passage found joy in scattering fruits.
(D)	The solitary man worked in a court where he fell ill.

GATE 2025

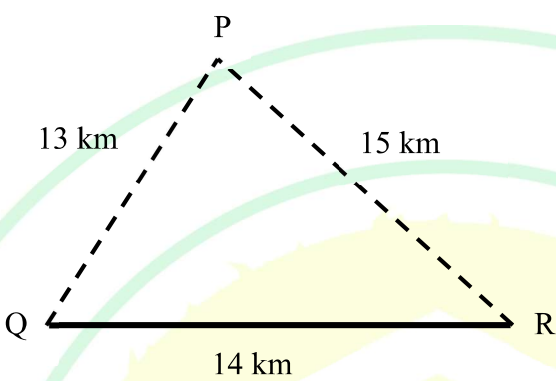
IIT Roorkee

Q.7	<p>For the clock shown in the figure, if</p> <p><math>O^* = O Q S Z P R T</math>, and</p> <p><math>X^* = X Z P W Y O Q</math>,</p> <p>then which one among the given options is most appropriate for <math>P^*</math> ?</p>
	
(A)	P U W R T V X
(B)	P R T O Q S U
(C)	P T V Q S U W
(D)	P S U P R T V

GATE 2025

IIT Roorkee

Q.8	<p>Consider a five-digit number <math>PQRST</math> that has distinct digits <math>P, Q, R, S</math>, and <math>T</math>, and satisfies the following conditions:</p> $P < Q$ $S > P > T$ $R < T$ <p>If integers 1 through 5 are used to construct such a number, the value of <math>P</math> is:</p>
(A)	1
(B)	2
(C)	3
(D)	4
Q.9	<p>A business person buys potatoes of two different varieties <math>P</math> and <math>Q</math>, mixes them in a certain ratio and sells them at ₹ 192 per kg.</p> <p>The cost of the variety <math>P</math> is ₹ 800 for 5 kg.</p> <p>The cost of the variety <math>Q</math> is ₹ 800 for 4 kg.</p> <p>If the person gets 8% profit, what is the <math>P:Q</math> ratio (by weight)?</p>
(A)	5:4
(B)	3:4
(C)	3:2
(D)	1:1

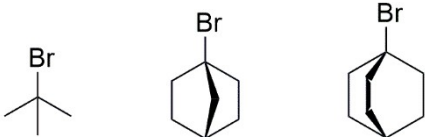
Q.10	<p>Three villages P, Q, and R are located in such a way that the distance <math>PQ = 13</math> km, <math>QR = 14</math> km, and <math>RP = 15</math> km, as shown in the figure. A straight road joins Q and R. It is proposed to connect P to this road QR by constructing another road. What is the minimum possible length (in km) of this connecting road?</p> <p>Note: The figure shown is representative.</p>
	
(A)	10.5
(B)	11.0
(C)	12.0
(D)	12.5

GATE 2025

IIT Roorkee

Chemistry (XL-P)

Q.11 – Q.19 Carry ONE mark Each

Q.11	The rate of solvolysis for the following tertiary halides in 80% aqueous ethanol at 25 °C follows the order
	 <b>I                      II                      III</b>
(A)	<b>I &lt; II &lt; III</b>
(B)	<b>II &lt; III &lt; I</b>
(C)	<b>III &lt; II &lt; I</b>
(D)	<b>II &lt; I &lt; III</b>
Q. 12	The CORRECT order of boiling points for the hydrogen halides is
(A)	<b>HF &gt; HI &gt; HBr &gt; HCl</b>
(B)	<b>HF &gt; HCl &gt; HBr &gt; HI</b>
(C)	<b>HI &gt; HBr &gt; HCl &gt; HF</b>
(D)	<b>HI &gt; HF &gt; HBr &gt; HCl</b>



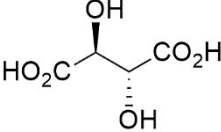
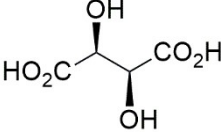
Q. 13	The bond order in $N_2^{2-}$ species is
(A)	2
(B)	2.5
(C)	3
(D)	3.5
Q. 14	<p>The standard enthalpy of the reaction,</p> $C(\text{graphite}) + H_2O(g) \rightarrow CO(g) + H_2(g)$ <p>is found to be <math>+131.3 \text{ kJ mol}^{-1}</math> and the <math>\Delta_f H^0</math> value for <math>CO(g)</math> is <math>-110.5 \text{ kJ mol}^{-1}</math>.</p> <p>The value of <math>\Delta_f H^0</math> (in <math>\text{kJ mol}^{-1}</math>) for <math>H_2O(g)</math> is</p> <p>(The standard enthalpies of formation of elements in their reference states are zero at all temperatures)</p>
(A)	+241.8
(B)	0.0
(C)	-241.8
(D)	+20.8

Q. 15	<p>The temperature dependence of reaction rates is generally given by the Arrhenius equation. A plot of <math>\ln k_r</math> against <math>1/T</math> is a straight line from which the pre-exponential factor '<math>A</math>' and the activation energy '<math>E_a</math>' can be determined.</p> <p>The CORRECT option regarding this plot is</p>
(A)	Slope: $-E_a/R$ ; Intercept on the y-axis: $\ln A$
(B)	Slope: $+E_a/2.303R$ ; Intercept on the y-axis: $A$
(C)	Slope: $+E_a/R$ ; Intercept on the y-axis: $A$
(D)	Slope: $-E_a/2.303R$ ; Intercept on the y-axis: $\ln A$

GATE 2025

IIT Roorkee

Q. 16	<p>The isothermal expansion of one mole of an ideal gas from <math>V_i</math> to <math>V_f</math> at temperature, <math>T</math> occurs in two ways.</p> <p>Path I: a reversible isothermal expansion;</p> <p>Path II: free expansion against zero external pressure</p> <p>The CORRECT option for the values of <math>\Delta U</math>, <math>q</math> and <math>w</math> for Path I and Path II is</p>
(A)	<p>Path I: <math>\Delta U = 0</math>, <math>q &gt; 0</math>, <math>w &lt; 0</math></p> <p>Path II: <math>\Delta U = 0</math>, <math>q = 0</math>, <math>w = 0</math></p>
(B)	<p>Path I: <math>\Delta U = 0</math>, <math>q &gt; 0</math>, <math>w &lt; 0</math></p> <p>Path II: <math>\Delta U &gt; 0</math>, <math>q &gt; 0</math>, <math>w = 0</math></p>
(C)	<p>Path I: <math>\Delta U = 0</math>, <math>q &lt; 0</math>, <math>w &gt; 0</math></p> <p>Path II: <math>\Delta U = 0</math>, <math>q &gt; 0</math>, <math>w &lt; 0</math></p>
(D)	<p>Path I: <math>\Delta U = 0</math>, <math>q &lt; 0</math>, <math>w &gt; 0</math></p> <p>Path II: <math>\Delta U &lt; 0</math>, <math>q = 0</math>, <math>w = 0</math></p>

Q. 17	The CORRECT statement(s) regarding the given molecules is(are)
	<div style="display: flex; justify-content: space-around; align-items: center;"> <div style="text-align: center;">  <p><b>I</b></p> </div> <div style="text-align: center;">  <p><b>II</b></p> </div> <div style="text-align: center;">  <p><b>III</b></p> </div> <div style="text-align: center;">  <p><b>IV</b></p> </div> </div>
(A)	Both <b>I</b> and <b>II</b> are achiral molecules.
(B)	Both <b>II</b> and <b>III</b> are chiral molecules.
(C)	<b>IV</b> is a chiral molecule.
(D)	Both <b>III</b> and <b>IV</b> are chiral molecules.
Q.18	The CORRECT statement(s) about $[\text{Ni}(\text{CN})_4]^{2-}$ , $[\text{Ni}(\text{CO})_4]$ and $[\text{NiCl}_4]^{2-}$ is(are) (Given: Atomic number of Ni: 28)
(A)	Both $[\text{Ni}(\text{CN})_4]^{2-}$ and $[\text{Ni}(\text{CO})_4]$ are square planar complexes.
(B)	$[\text{Ni}(\text{CN})_4]^{2-}$ is diamagnetic and $[\text{NiCl}_4]^{2-}$ is paramagnetic.
(C)	Both $[\text{Ni}(\text{CO})_4]$ and $[\text{NiCl}_4]^{2-}$ are paramagnetic.
(D)	$[\text{Ni}(\text{CN})_4]^{2-}$ is square planar and $[\text{NiCl}_4]^{2-}$ is tetrahedral in shape.

Q.19	Consider the two $pK_a$ values of valine as 2.32 and 9.62. The isoelectric point (pI) of this amino acid is _____. (rounded off to two decimal places)



**Q.20 – Q.27 Carry TWO marks Each**

Q. 20	<p>A few species are given in <b>Column I</b>. <b>Column II</b> contains the hybrid orbitals used by the central atom of the species for bonding.</p> <p>The CORRECT match for the species to their central atom hybridization is</p> <p>(Given: Atomic numbers of B: 5; C: 6; O: 8; F: 9; P: 15; Cl: 17; I: 53)</p>										
	<table border="1"> <thead> <tr> <th>Column I Species</th><th>Column II Hybrid orbitals used by the central atom for bonding</th></tr> </thead> <tbody> <tr> <td>i. <math>I_3^-</math></td><td>a. <math>sp</math></td></tr> <tr> <td>ii. <math>PCl_3</math></td><td>b. <math>sp^2</math></td></tr> <tr> <td>iii. <math>BF_3</math></td><td>c. <math>sp^3</math></td></tr> <tr> <td>iv. <math>CO_2</math></td><td>d. <math>sp^3d</math></td></tr> </tbody> </table>	Column I Species	Column II Hybrid orbitals used by the central atom for bonding	i. $I_3^-$	a. $sp$	ii. $PCl_3$	b. $sp^2$	iii. $BF_3$	c. $sp^3$	iv. $CO_2$	d. $sp^3d$
Column I Species	Column II Hybrid orbitals used by the central atom for bonding										
i. $I_3^-$	a. $sp$										
ii. $PCl_3$	b. $sp^2$										
iii. $BF_3$	c. $sp^3$										
iv. $CO_2$	d. $sp^3d$										
(A)	i–d, ii–c, iii–b, iv–a										
(B)	i–a, ii–d, iii–b, iv–c										
(C)	i–d, ii–c, iii–a, iv–b										
(D)	i–d, ii–b, iii–c, iv–a										

Q. 21	<p>For product formation from only one type of reactant (e.g. <math>A \rightarrow \text{product}</math>), the CORRECT match for the order of the reaction (given in <b>Column I</b>) with the half-life expression (given in <b>Column II</b>) is</p> <p>(<math>[A]_0</math> is the initial concentration and <math>k_r</math> is the rate constant)</p>										
	<table> <tr> <th>Column I Order</th><th>Column II Half-life expression</th></tr> <tr> <td>i. Zero</td><td>P. <math>\ln 2/k_r</math></td></tr> <tr> <td>ii. First</td><td>Q. <math>[A]_0/2k_r</math></td></tr> <tr> <td>iii. Second</td><td>R. <math>1/k_r[A]_0</math></td></tr> <tr> <td></td><td>S. <math>2k_r/[A]_0</math></td></tr> </table>	Column I Order	Column II Half-life expression	i. Zero	P. $\ln 2/k_r$	ii. First	Q. $[A]_0/2k_r$	iii. Second	R. $1/k_r[A]_0$		S. $2k_r/[A]_0$
Column I Order	Column II Half-life expression										
i. Zero	P. $\ln 2/k_r$										
ii. First	Q. $[A]_0/2k_r$										
iii. Second	R. $1/k_r[A]_0$										
	S. $2k_r/[A]_0$										
(A)	i–R, ii–P, iii–S										
(B)	i–Q, ii–P, iii–R										
(C)	i–S, ii–R, iii–Q										
(D)	i–Q, ii–P, iii–S										

Q. 22	The CORRECT statement(s) for the given reactions is(are)
	<p><b>Reactions:</b></p> <p> <b>I)</b> <chem>CC(C)C=O</chem> <math>\xrightarrow[\text{ii) } \text{H}_3\text{O}^+]{\text{i) } \text{MeMgBr}}</math> </p> <p> <b>II)</b> <chem>CC=O</chem> <math>\xrightarrow[\text{ii) } \text{H}_3\text{O}^+]{\text{i) } ^i\text{PrMgBr}}</math> </p> <p> <b>III)</b> <chem>CC(C)C(=O)OC</chem> <math>\xrightarrow[\text{ii) } \text{H}_3\text{O}^+]{\text{i) } \text{MeMgBr (excess)}}</math> </p> <p> <b>IV)</b> <chem>CC(=O)C</chem> <math>\xrightarrow[\text{ii) } \text{H}_3\text{O}^+]{\text{i) } ^i\text{PrMgBr}}</math> </p> <hr/> <p><b>Possible products:</b></p> <div style="display: flex; justify-content: space-around; align-items: flex-end;"> <div style="text-align: center;"> <chem>CC(C)C(O)C</chem>  <b>P</b> </div> <div style="text-align: center;"> <chem>CC(C)(C)C(O)C</chem>  <b>Q</b> </div> <div style="text-align: center;"> <chem>CC(C)C(=O)C</chem>  <b>R</b> </div> </div>
(A)	<b>P</b> is formed as the major product in reaction <b>I</b> .
(B)	<b>P</b> is formed as the major product in reaction <b>II</b> .
(C)	<b>Q</b> is formed as the major product in reaction <b>IV</b> .
(D)	<b>R</b> is formed as the major product in reaction <b>III</b> .

Q. 23	<p>Addition of a few drops of concentrated HCl to an aqueous solution of <math>\text{CoCl}_2</math> forms a dark blue complex <b>X</b>.</p> <p>The CORRECT statement(s) for this reaction is(are)</p> <p>(Given: Atomic number of Co: 27)</p>
(A)	<b>X</b> is a centrosymmetric complex.
(B)	The oxidation state of cobalt does not change in this reaction.
(C)	The number of unpaired electrons on cobalt in <b>X</b> and in $\text{CoCl}_2$ (aqueous solution) are the same.
(D)	The spin only magnetic moment value for <b>X</b> is 3.87 BM.
Q. 24	The CORRECT statement(s) regarding biomolecules is(are)
(A)	The <i>N</i> -terminal amino acid of a polypeptide can be identified by Edman's reagent (phenyl isothiocyanate).
(B)	L-Threonine has only one chiral center.
(C)	Cytosine is present both in RNA and DNA.
(D)	A mixture of different amino acids can be separated by ion-exchange chromatography.

Q. 25	<p>Energy of the transition from <math>n_h = 4</math> to <math>n_l = 2</math> for hydrogen atom is <math>E \times 10^3 \text{ cm}^{-1}</math>.</p> <p>Given: Rydberg constant for hydrogen: <math>1.097 \times 10^7 \text{ m}^{-1}</math>.</p> <p>Value of <math>E</math> is _____. (rounded off to two decimal places)</p>
Q. 26	<p>A non-volatile solute has a molecular weight of <math>180 \text{ g mol}^{-1}</math>. Assume that the solute does not associate or dissociate in water, and the boiling-point constant (ebullioscopic constant) of water is <math>0.51 \text{ K kg mol}^{-1}</math>.</p> <p>The amount (in g) of solute added to 500 g of water to elevate the boiling point by <math>0.153 \text{ K}</math> is _____. (answer in integer)</p>
Q. 27	<p>The standard potentials (<math>E^0</math>) for the <math>\text{Fe}^{3+}/\text{Fe}</math> and <math>\text{Fe}^{3+}/\text{Fe}^{2+}</math> couples are <math>-0.04 \text{ V}</math> and <math>+0.76 \text{ V}</math>, respectively.</p> <p>Given: Faraday constant = <math>96500 \text{ C mol}^{-1}</math>.</p> <p>The value for <math>E^0(\text{Fe}^{2+}/\text{Fe})</math>, in V, is _____. (rounded off to two decimal places)</p>

**Biochemistry (XL-Q)**

**Q.28 – Q.35 Carry ONE mark Each**

Q.28	Zinc is essential for the function of
(A)	carboxypeptidase A.
(B)	chlorophyll a.
(C)	myoglobin.
(D)	vitamin B <sub>12</sub> .
Q.29	Which one of the following molecules captures CO <sub>2</sub> in the C <sub>4</sub> cycle?
(A)	1,3-Bisphosphoglycerate
(B)	Oxaloacetate
(C)	Phosphoenolpyruvate
(D)	Ribulose-1,5-bisphosphate

Q.30	Which one of the following methods separates biomolecules based on their hydrodynamic volumes?
(A)	Anion-exchange chromatography
(B)	Cation-exchange chromatography
(C)	Size-exclusion chromatography
(D)	Thin-layer chromatography
Q.31	Which one of the following restriction endonucleases is a blunt cutter?
(A)	<i>Bam</i> HI
(B)	<i>Eco</i> RI
(C)	<i>Hind</i> III
(D)	<i>Eco</i> RV

Q.32	Which one of the following DNA repair systems requires DNA glycosylases?
(A)	Base-excision
(B)	Direct
(C)	Mismatch
(D)	Nucleotide-excision
Q.33	Which one of the following ion channels opens to repolarize the neuronal membrane when an action potential is generated?
(A)	Ca <sup>2+</sup> channel
(B)	H <sup>+</sup> channel
(C)	Na <sup>+</sup> channel
(D)	K <sup>+</sup> channel

Q. 34	Which one of the following is the most sensitive immunoassay?
(A)	Immunoelectrophoresis
(B)	Immunofluorescence
(C)	Radial immunodiffusion
(D)	Radioimmunoassay
Q.35	Which of the following statements about antibodies is/are correct?
(A)	Different antibody classes have different effector functions.
(B)	Each antibody chain consists of an amino-terminal constant region and a carboxy-terminal variable region.
(C)	Variable domains harbour complementarity-determining regions.
(D)	All antibodies have same half-life.

**Q.36 – Q.46 Carry TWO marks Each**


Q.36	Which one of the following molecules does NOT contain phosphoanhydride bond(s)?
(A)	Adenosine diphosphate
(B)	Adenosine triphosphate
(C)	Fructose-1,6-bisphosphate
(D)	Pyrophosphate
Q.37	For an enzyme that follows Michaelis-Menten kinetics, a competitive inhibitor
(A)	increases both $K_m$ and $V_{max}$ .
(B)	decreases both $K_m$ and $V_{max}$ .
(C)	increases $K_m$ but does not affect $V_{max}$ .
(D)	decreases $K_m$ but does not affect $V_{max}$ .

Q.38	Förster Resonance Energy Transfer does NOT depend on the
(A)	relative orientation of donor and acceptor.
(B)	fluorescence quantum yield of acceptor.
(C)	distance between donor and acceptor.
(D)	overlap between donor's emission and acceptor's absorption spectra.
Q.39	<p>Phospholipid vesicles prepared in 50 mM KCl were diluted in water. Based on this information, statements P and Q are made.</p> <p>P: The diluted vesicles will develop membrane potential.</p> <p>Q: There is a <math>K^+</math> concentration difference across the vesicular membrane.</p> <p>Which one of the following options is correct?</p>
(A)	Both P and Q are true.
(B)	P is true but Q is false.
(C)	P is false but Q is true.
(D)	Both P and Q are false.

Q.40	Peptide-binding cleft in MHC-I is formed by
(A)	$\alpha_1$ and $\alpha_2$ domains.
(B)	$\alpha_1$ and $\alpha_3$ domains.
(C)	$\alpha_1$ domain and $\beta_2$ -microglobulin.
(D)	$\alpha_2$ domain and $\beta_2$ -microglobulin.
Q.41	Which of the following peptides do/does NOT absorb ultraviolet light above 250 nm wavelength?
(A)	MQRTVWG
(B)	YDEIGVL
(C)	PLASNGK
(D)	GSQTKRL

Q.42	Which of the following is/are peptide hormone(s)?
(A)	Calcitonin
(B)	Glucagon
(C)	Serotonin
(D)	Thyroxine
Q.43	Which of the following is/are heteropolysaccharide(s)?
(A)	Chondroitin-4-sulfate
(B)	Chitin
(C)	Cellulose
(D)	Heparin
Q.44	The equilibrium dissociation constant of acetic acid is $1.74 \times 10^{-5} M$ . The $pK_a$ of acetic acid ( <i>rounded off to one decimal place</i> ) is ____ .

Q.45	The DNA double helix measures $0.34 \text{ nm/bp}$ . The diameter of a nucleosome core particle is $11 \text{ nm}$ . If the ratio of wrapped DNA length to nucleosome diameter is 4.51, the length of DNA around the nucleosome ( <i>to the nearest integer</i> ) is _____ <i>bp</i> .
Q.46	<i>E. coli</i> is grown exclusively in a medium containing $^{15}\text{NH}_4\text{Cl}$ as the sole nitrogen source. Subsequently, the cells were shifted to a medium containing $^{14}\text{NH}_4\text{Cl}$ . The molar ratio of hybrid DNA ( $^{15}\text{N}$ - $^{14}\text{N}$ ) to light DNA ( $^{14}\text{N}$ - $^{14}\text{N}$ ) after four generations ( <i>rounded off to two decimal places</i> ) will be _____ .



**Botany (XL-R)**

**Q.47 – Q.54 Carry ONE mark Each**

Q.47	Correctly match the names of the plant taxonomists ( <b>Group I</b> ) with the titles of the books they authored ( <b>Group II</b> ).																				
	<table><tr><th colspan="2">Group I</th><th colspan="2">Group II</th></tr><tr><td>(P)</td><td>John Hutchinson</td><td>(1)</td><td>Classification of Flowering Plants</td></tr><tr><td>(Q)</td><td>Adolf Engler and Karl Prantl</td><td>(2)</td><td>Evolution and Classification of Flowering Plants</td></tr><tr><td>(R)</td><td>Arthur Cronquist</td><td>(3)</td><td>Die Natürlichen Pflanzenfamilien</td></tr><tr><td>(S)</td><td>Alfred Barton Rendle</td><td>(4)</td><td>The Families of Flowering Plants</td></tr></table>	Group I		Group II		(P)	John Hutchinson	(1)	Classification of Flowering Plants	(Q)	Adolf Engler and Karl Prantl	(2)	Evolution and Classification of Flowering Plants	(R)	Arthur Cronquist	(3)	Die Natürlichen Pflanzenfamilien	(S)	Alfred Barton Rendle	(4)	The Families of Flowering Plants
Group I		Group II																			
(P)	John Hutchinson	(1)	Classification of Flowering Plants																		
(Q)	Adolf Engler and Karl Prantl	(2)	Evolution and Classification of Flowering Plants																		
(R)	Arthur Cronquist	(3)	Die Natürlichen Pflanzenfamilien																		
(S)	Alfred Barton Rendle	(4)	The Families of Flowering Plants																		
(A)	P-4; Q-3; R-2; S-1																				
(B)	P-1; Q-3; R-2; S-4																				
(C)	P-1; Q-2; R-4; S-3																				
(D)	P-2; Q-1; R-4; S-3																				
Q.48	Which one of the following mature cell types is live but usually lacks nucleus?																				
(A)	Phloem parenchyma																				
(B)	Phloem companion																				
(C)	Phloem sieve element																				
(D)	Phloem-pole pericycle																				

Q.49	Correctly match the carnivorous plants ( <b>Group I</b> ) with the organs ( <b>Group II</b> ) they modify to trap the prey.																				
	<table><tr><th colspan="2">Group I</th><th colspan="2">Group II</th></tr><tr><td>(P)</td><td>Pitcher plant (<i>Nepenthes</i>)</td><td>(1)</td><td>Leaf</td></tr><tr><td>(Q)</td><td>Bladderwort (<i>Utricularia</i>)</td><td>(2)</td><td>Fruit</td></tr><tr><td>(R)</td><td>Sundew (<i>Drosera</i>)</td><td>(3)</td><td>Stem</td></tr><tr><td>(S)</td><td>Venus flytrap (<i>Dionaea</i>)</td><td>(4)</td><td>Tendrils</td></tr></table>	Group I		Group II		(P)	Pitcher plant ( <i>Nepenthes</i> )	(1)	Leaf	(Q)	Bladderwort ( <i>Utricularia</i> )	(2)	Fruit	(R)	Sundew ( <i>Drosera</i> )	(3)	Stem	(S)	Venus flytrap ( <i>Dionaea</i> )	(4)	Tendrils
Group I		Group II																			
(P)	Pitcher plant ( <i>Nepenthes</i> )	(1)	Leaf																		
(Q)	Bladderwort ( <i>Utricularia</i> )	(2)	Fruit																		
(R)	Sundew ( <i>Drosera</i> )	(3)	Stem																		
(S)	Venus flytrap ( <i>Dionaea</i> )	(4)	Tendrils																		
(A)	P-1; Q-2; R-3; S-1																				
(B)	P-1; Q-1; R-1; S-1																				
(C)	P-2; Q-2; R-2; S-2																				
(D)	P-2; Q-4; R-1; S-1																				
Q.50	Which one of the following commercially important carbohydrates is naturally produced only by the members of the plant kingdom?																				
(A)	Cellulose																				
(B)	Pectin																				
(C)	Chitin																				
(D)	Starch																				

Q.51	Which one of the following agents causes the necrotic ring spot disease in stone fruits?
(A)	Fungi
(B)	Bacteria
(C)	Virus
(D)	Nematodes
Q.52	Identify the correct statement(s) with respect to plant disease.
(A)	Hairy root disease in tobacco is caused by <i>Agrobacterium tumefaciens</i>
(B)	Loose smut of barley is caused by <i>Ustilago nuda</i>
(C)	Stem rust of grape is caused by <i>Plasmopara viticola</i>
(D)	Fire blight in pear is caused by <i>Erwinia amylovora</i>

Q.53	Which of the following molecular approaches can be used to generate complete knock-out of a target gene in plants?
(A)	Homologous recombination
(B)	CRISPR-Cas9
(C)	Antisense RNA technique
(D)	Activation tagging
Q.54	If an egg cell of a diploid plant species has 10 chromosomes, the expected number of chromosomes in a double trisomic somatic cell of this species would be _____ ( <i>Answer in integer</i> ).

GATE 2025

IIT Roorkee

**Q.55– Q.65 Carry TWO marks Each**

Q.55	<p>In the history of photosynthetic research, the empirical reaction of photosynthesis was first proposed for green plants (<b>equation 1</b>), followed by another reaction for purple sulfur bacteria (<b>equation 2</b>), leading to a generalized equation for photosynthesis (<b>equation 3</b>)</p> $\text{CO}_2 + \text{H}_2\text{O} \xrightarrow{\text{light}} (\text{CH}_2\text{O}) + \text{O}_2 \quad \text{(equation 1)}$ $\text{CO}_2 + 2\text{H}_2\text{S} \xrightarrow{\text{light}} (\text{CH}_2\text{O}) + \text{H}_2\text{O} + 2\text{S} \quad \text{(equation 2)}$ $\text{CO}_2 + 2\text{H}_2\text{A} \xrightarrow{\text{light}} (\text{CH}_2\text{O}) + \text{H}_2\text{O} + 2\text{A} \quad \text{(equation 3)}$ <p>where <math>\text{H}_2\text{A}</math> in <b>equation 3</b> is a generalized electron donor.</p> <p>Which one of the following statements is DISPROVEN by <b>equation 3</b>?</p>
(A)	The source of oxygen produced in photosynthesis in green plants is $\text{CO}_2$
(B)	The source of oxygen produced in photosynthesis in green plants is $\text{H}_2\text{O}$
(C)	Light is essential in every form of photosynthesis
(D)	Glucose is the end product in all forms of photosynthesis

Q.56	Consider a diploid plant species where the cells in the epidermis (the outermost single cell layer) always divide in the anticlinal orientation. If one such cell within the central zone of the shoot apical meristem (SAM) spontaneously becomes tetraploid at the seedling stage, which one of the following cellular arrangements would be most likely observed if the meristem is examined at the adult stage?																								
(A)	Only one tetraploid cell in the epidermis																								
(B)	Many tetraploid cells in the epidermis																								
(C)	All cells in the entire SAM tetraploid																								
(D)	All cells in the entire SAM diploid																								
Q.57	Correctly match the photosynthetic pathways ( <b>Group I</b> ) with their first stable products ( <b>Group II</b> ) in respective plants ( <b>Group III</b> ) <table><tr><th colspan="2">Group I</th><th colspan="2">Group II</th><th colspan="2">Group III</th></tr><tr><td>(P)</td><td>C3 cycle</td><td>(1)</td><td>3-Phosphoglycerate</td><td>(a)</td><td>Wheat</td></tr><tr><td>(Q)</td><td>C4 cycle</td><td>(2)</td><td>Glyceraldehyde-3-phosphate</td><td>(b)</td><td>Sugarcane</td></tr><tr><td>(R)</td><td>CAM</td><td>(3)</td><td>Oxaloacetate</td><td>(c)</td><td>Pineapple</td></tr></table>	Group I		Group II		Group III		(P)	C3 cycle	(1)	3-Phosphoglycerate	(a)	Wheat	(Q)	C4 cycle	(2)	Glyceraldehyde-3-phosphate	(b)	Sugarcane	(R)	CAM	(3)	Oxaloacetate	(c)	Pineapple
Group I		Group II		Group III																					
(P)	C3 cycle	(1)	3-Phosphoglycerate	(a)	Wheat																				
(Q)	C4 cycle	(2)	Glyceraldehyde-3-phosphate	(b)	Sugarcane																				
(R)	CAM	(3)	Oxaloacetate	(c)	Pineapple																				
(A)	P-1-a; Q-3-b; R-3-c																								
(B)	P-1-a; Q-2-b; R-3-c																								
(C)	P-1-b; Q-3-a; R-2-c																								
(D)	P-1-b; Q-2-c; R-2-a																								

Q.58

The following table summarizes the flowering time behavior (**days to flower**) and the **transcript levels** in four **genotypes** of a plant species.

Genotype	Days to flower	Transcript level of gene <i>A</i>	Transcript level of gene <i>B</i>
Wild type	30	Normal	Normal
<i>a</i> mutant	15	Nil	Increased
<i>b</i> mutant	60	Normal	Nil
<i>ab</i> double mutant	60	Nil	Nil

Which one of the following genetic pathways best explains the observations shown in the table?

(A) *A* gene activates *B*, which suppresses flowering transition

(B) *A* gene suppresses *B*, which promotes flowering transition

(C) *B* gene activates *A*, which suppresses flowering transition

(D) *B* gene suppresses *A*, which promotes flowering transition

GATE 2025

IIT Roorkee

Q.59	Correctly match the economically important specialized metabolites ( <b>Group I</b> ) with their broad chemical classes ( <b>Group II</b> ).																								
	<table><tr><th colspan="2">Group I</th><th colspan="2">Group II</th></tr><tr><td>(P)</td><td>Azadirachtin</td><td>(1)</td><td>Monoterpene</td></tr><tr><td>(Q)</td><td>Saponin</td><td>(2)</td><td>Alkaloid</td></tr><tr><td>(R)</td><td>Gallocatechin</td><td>(3)</td><td>Triterpene glycoside</td></tr><tr><td>(S)</td><td>Cocaine</td><td>(4)</td><td>Polyphenol</td></tr><tr><td>(T)</td><td>Menthol</td><td>(5)</td><td>Triterpene</td></tr></table>	Group I		Group II		(P)	Azadirachtin	(1)	Monoterpene	(Q)	Saponin	(2)	Alkaloid	(R)	Gallocatechin	(3)	Triterpene glycoside	(S)	Cocaine	(4)	Polyphenol	(T)	Menthol	(5)	Triterpene
Group I		Group II																							
(P)	Azadirachtin	(1)	Monoterpene																						
(Q)	Saponin	(2)	Alkaloid																						
(R)	Gallocatechin	(3)	Triterpene glycoside																						
(S)	Cocaine	(4)	Polyphenol																						
(T)	Menthol	(5)	Triterpene																						
(A)	P-5; Q-3; R-2; S-4; T-1																								
(B)	P-2; Q-4; R-3; S-1; T-5																								
(C)	P-5; Q-3; R-4; S-2; T-1																								
(D)	P-3; Q-5; R-4; S-2; T-1																								

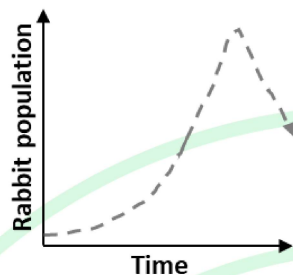
Q.60	Correctly match the following Arabidopsis genes ( <b>Group I</b> ) and the biological processes they primarily regulate ( <b>Group II</b> ).																				
	<table><tr><th colspan="2">Group I</th><th colspan="2">Group II</th></tr><tr><td>(P)</td><td><i>CLAVATA3</i></td><td>(1)</td><td>Organ identity in flower</td></tr><tr><td>(Q)</td><td><i>CONSTANS</i></td><td>(2)</td><td>Cell-type specification in root meristem</td></tr><tr><td>(R)</td><td><i>SCARECROW</i></td><td>(3)</td><td>Meristem size in shoot</td></tr><tr><td>(S)</td><td><i>AGAMOUS</i></td><td>(4)</td><td>Photoperiodic floral transition</td></tr></table>	Group I		Group II		(P)	<i>CLAVATA3</i>	(1)	Organ identity in flower	(Q)	<i>CONSTANS</i>	(2)	Cell-type specification in root meristem	(R)	<i>SCARECROW</i>	(3)	Meristem size in shoot	(S)	<i>AGAMOUS</i>	(4)	Photoperiodic floral transition
Group I		Group II																			
(P)	<i>CLAVATA3</i>	(1)	Organ identity in flower																		
(Q)	<i>CONSTANS</i>	(2)	Cell-type specification in root meristem																		
(R)	<i>SCARECROW</i>	(3)	Meristem size in shoot																		
(S)	<i>AGAMOUS</i>	(4)	Photoperiodic floral transition																		
(A)	P-3; Q-4; R-1; S-2																				
(B)	P-1; Q-3; R-2; S-4																				
(C)	P-3; Q-4; R-2; S-1																				
(D)	P-4; Q-1; R-3; S-2																				

Q.61	Correctly match the enzymes used as selectable markers ( <b>Group I</b> ) and the chemicals used for their selection ( <b>Group II</b> ).																				
	<table><tr><th colspan="2">Group I</th><th colspan="2">Group II</th></tr><tr><td>(P)</td><td>Neomycin phosphotransferase</td><td>(1)</td><td>Bialaphos</td></tr><tr><td>(Q)</td><td>Phosphinothricin acetyltransferase</td><td>(2)</td><td>Kanamycin</td></tr><tr><td>(R)</td><td>Dihydrofolate reductase</td><td>(3)</td><td>Glyphosate</td></tr><tr><td>(S)</td><td>5-Enolpyruvyl shikimate 3-phosphate synthase</td><td>(4)</td><td>Methotrexate</td></tr></table>	Group I		Group II		(P)	Neomycin phosphotransferase	(1)	Bialaphos	(Q)	Phosphinothricin acetyltransferase	(2)	Kanamycin	(R)	Dihydrofolate reductase	(3)	Glyphosate	(S)	5-Enolpyruvyl shikimate 3-phosphate synthase	(4)	Methotrexate
Group I		Group II																			
(P)	Neomycin phosphotransferase	(1)	Bialaphos																		
(Q)	Phosphinothricin acetyltransferase	(2)	Kanamycin																		
(R)	Dihydrofolate reductase	(3)	Glyphosate																		
(S)	5-Enolpyruvyl shikimate 3-phosphate synthase	(4)	Methotrexate																		
(A)	P-2; Q-1; R-4; S-3																				
(B)	P-1; Q-2; R-3; S-4																				
(C)	P-2; Q-4; R-1; S-3																				
(D)	P-3; Q-4; R-1; S-2																				
Q.62	Which of the following sequential reactions correctly represent(s) the flow of electrons from NADH to O <sub>2</sub> in plant mitochondrial electron transport chain?																				
(A)	NADH dehydrogenase → Ubiquinone → Succinate dehydrogenase → Cytochrome bc <sub>1</sub> → Cytochrome c → Cytochrome c oxidase																				
(B)	NADH dehydrogenase → Succinate dehydrogenase → Ubiquinone → Cytochrome c → Cytochrome bc <sub>1</sub> → Cytochrome c oxidase																				
(C)	NADH dehydrogenase → Ubiquinone → Alternative oxidase																				
(D)	NADH dehydrogenase → Alternative oxidase → Ubiquinone																				

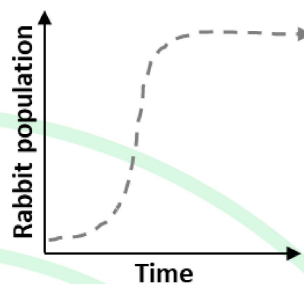
Q.63

If rabbits are introduced in an isolated grassland for the first time, which of the following growth curves (shown using dashed line) is/are theoretically possible population dynamics over time?

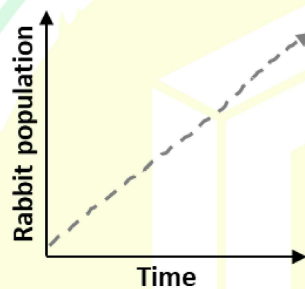
(P)



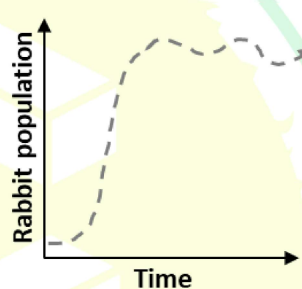
(Q)



(R)



(S)



(A)

P

(B)

Q

(C)

R

(D)

S

Q.64	Which of the following reactions in plants is/are catalyzed by the malic enzymes?
(A)	$\text{Malate} + \text{NAD}^+ \rightarrow \text{Pyruvate} + \text{CO}_2 + \text{NADH}$
(B)	$\text{Malate} + \text{NAD}^+ \rightleftharpoons \text{Oxaloacetate} + \text{NADH}$
(C)	$\text{Malate} \rightleftharpoons \text{Fumarate}$
(D)	$\text{Malate} + \text{NADP}^+ \rightarrow \text{Pyruvate} + \text{CO}_2 + \text{NADPH}$
Q.65	In a genetic cross between a true-breeding tall parent bearing red flowers and a true-breeding dwarf parent bearing white flowers, only tall plants with red flowers are obtained in the F <sub>1</sub> population. Considering these two traits segregate independently, if one tall individual is selected from the F <sub>2</sub> population, the probability that it would be genotypically homozygous for plant height and make red flowers is _____ ( <i>Round off to two decimal places</i> ).

GATE 2025

IIT Roorkee

Microbiology (XL-S)

**Q.66 – Q.73 Carry ONE mark Each**

Q.66	Which one of the following metabolites is associated with bacterial stringent response?
(A)	Cyclic di-GMP (CDG)
(B)	Guanosine tetraphosphate (ppGpp)
(C)	Cyclic-AMP (cAMP)
(D)	Cyclic-GMP (cGMP)
Q.67	India is aiming to be free of tuberculosis by 2025. One of the key approaches for this program is DOTS. Which one of the following options is the full form of DOTS?
(A)	Directly observed therapy short-course
(B)	Directly observed tuberculosis short-course
(C)	District operated therapy system
(D)	Directly operated therapy short-course

Q.68	<p>Correctly match the bacterial type in <b>Column I</b> with their corresponding environmental niche in <b>Column II</b>.</p> <table border="1" data-bbox="446 325 1250 556"> <thead> <tr> <th>Column I</th><th>Column II</th></tr> </thead> <tbody> <tr> <td>P. Psychrophile</td><td>i. Pressure greater than 380 atm</td></tr> <tr> <td>Q. Barophile</td><td>ii. Temperature between 15°C and 45°C</td></tr> <tr> <td>R. Mesophile</td><td>iii. Temperature below 15°C</td></tr> <tr> <td>S. Halophile</td><td>iv. pH less than 3.0</td></tr> <tr> <td></td><td>v. Salt concentration greater than 2M</td></tr> </tbody> </table>	Column I	Column II	P. Psychrophile	i. Pressure greater than 380 atm	Q. Barophile	ii. Temperature between 15°C and 45°C	R. Mesophile	iii. Temperature below 15°C	S. Halophile	iv. pH less than 3.0		v. Salt concentration greater than 2M
Column I	Column II												
P. Psychrophile	i. Pressure greater than 380 atm												
Q. Barophile	ii. Temperature between 15°C and 45°C												
R. Mesophile	iii. Temperature below 15°C												
S. Halophile	iv. pH less than 3.0												
	v. Salt concentration greater than 2M												
(A)	P - iii; Q - i; R - ii; S - v												
(B)	P - ii; Q - iii; R - i; S - v												
(C)	P - i; Q - iv; R - iii; S - v												
(D)	P - v; Q - iii; R - iv; S - i												

GATE 2025

IIT Roorkee

Q.69	Robert Koch used a meat-infused nutrient medium for which one of the following purposes?
(A)	To grow disease causing microorganisms.
(B)	To demonstrate presence of microorganisms in air.
(C)	To test the efficiency of sterilization approaches.
(D)	To demonstrate antimicrobial activity of soil isolates.
Q.70	A penicillin sensitive <i>Escherichia coli</i> population is exposed to a lethal dose (200 $\mu\text{g/ml}$ ) of penicillin. Assuming density-independent mortality, which one of the following relationships would describe the number of surviving bacteria (N) over time (T)?
(A)	Exponential
(B)	Linear
(C)	Sigmoidal
(D)	Parabolic

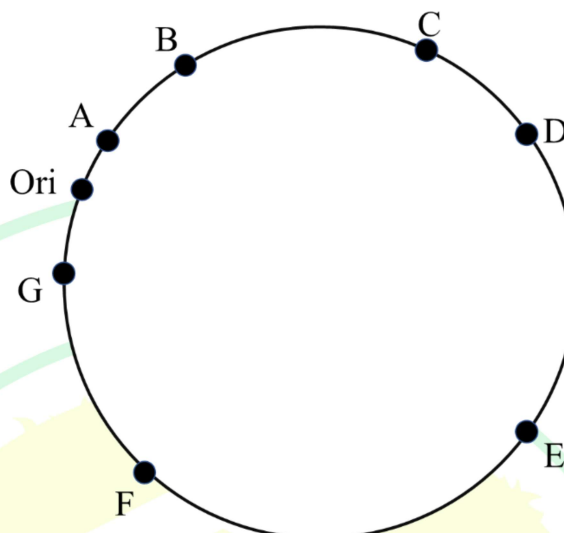
Q.71	A bacterium obtains energy from a chemical source by the oxidation of reduced $NO_2^-$ , with $CO_2$ as the principal carbon source. Which one of the following nutritional groups does this bacterium belong to?
(A)	Photoautotroph.
(B)	Photoheterotroph.
(C)	Chemoautotroph.
(D)	Chemoheterotroph.

GATE 2025

IIT Roorkee

Q.72

The origin of the *Escherichia coli* chromosome on the genetic map is shown below.



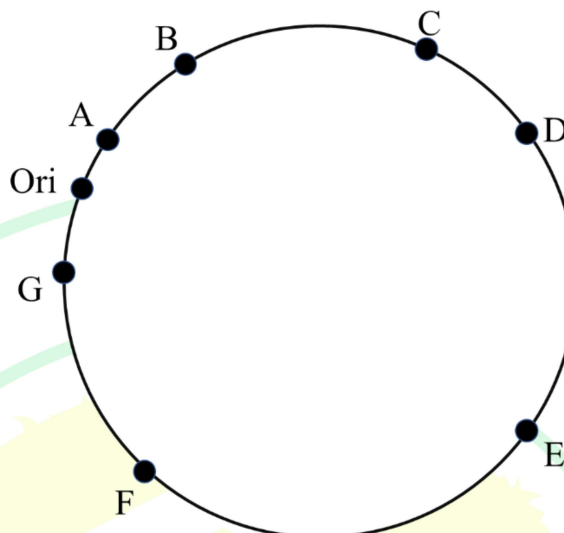
Bidirectional replication is a feature of this system and both replication forks move at the same rate. Which one of the following sequences of replication of the genes is correct?

(A) ABCDEFG

(B) AGBFCDE

(C) GAFBECD

(D) GAFEB CD

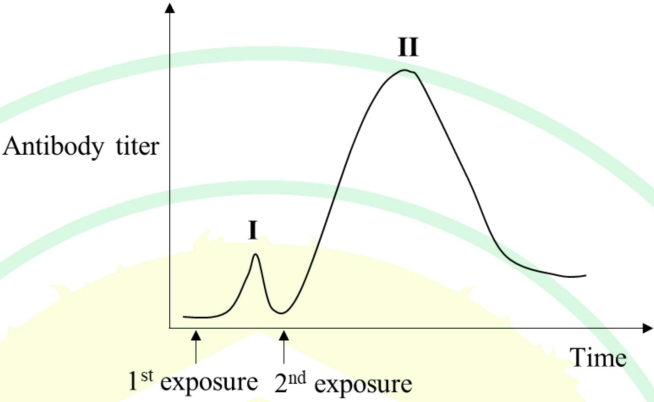
Q.72	<p>The origin of the <i>Escherichia coli</i> chromosome on the genetic map is shown below.</p>  <p>Bidirectional replication is a feature of this system and both replication forks move at the same rate. Which one of the following sequences of replication of the genes is correct?</p>
(A)	ABCDEFG
(B)	AGBFCDE
(C)	GAFBECD
(D)	GAFEB CD

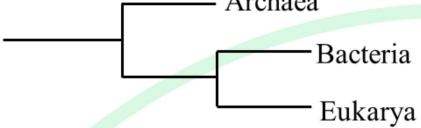
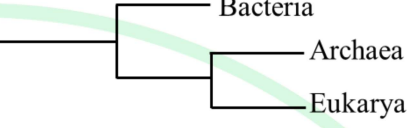
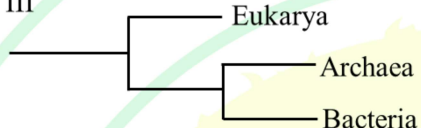

Q.73	Which of the following sites is/are the location(s) of ATP generation through oxidative phosphorylation in <i>Escherichia coli</i> ?
(A)	Inner membrane only
(B)	Outer membrane only
(C)	Both outer membrane and inner membrane
(D)	Mesosome

GATE 2025

IIT Roorkee

**Q.74 – Q.84 Carry TWO marks Each**

Q.74	<p>The adaptive immune response in an animal involves the generation of antibodies against an invading bacterial pathogen. The following graph represents antibody titer levels in a mammal exposed twice to the pathogen.</p>  <p>Which one of the following options correctly pairs antibodies to peak I and peak II in the graph?</p>
(A)	Peak I - IgG; Peak II - IgM
(B)	Peak I - IgM; Peak II - IgG
(C)	Peak I - IgE; Peak II - IgG
(D)	Peak I - IgG; Peak II - IgG

Q.75	<p>Carl Woese established that short subunit rRNA sequences can be used to reveal evolutionary relationships between various organisms. Based on this, which one of the following options is the established phylogenetic arrangement of the three domains of life?</p> <div style="display: flex; justify-content: space-around; align-items: flex-start;"> <div style="text-align: center;"> <p>I</p>  </div> <div style="text-align: center;"> <p>II</p>  </div> </div> <div style="display: flex; justify-content: space-around; align-items: flex-start; margin-top: 20px;"> <div style="text-align: center;"> <p>III</p>  </div> <div style="text-align: center;"> <p>IV</p>  </div> </div>
(A)	I
(B)	IV
(C)	II
(D)	III

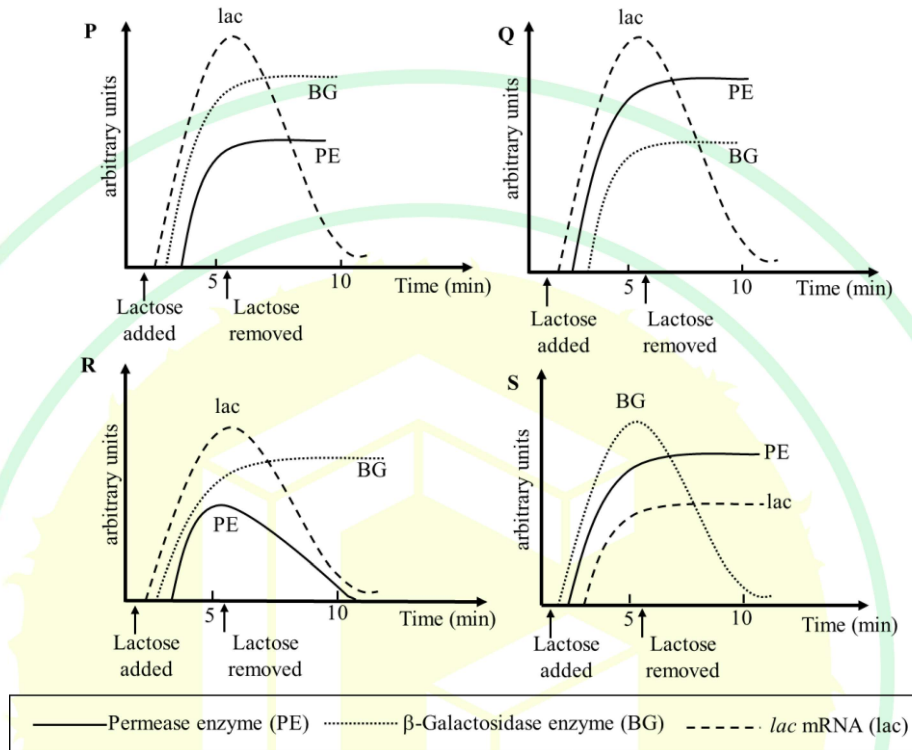
Q.76	<p>Correctly match the viruses listed in <b>Column I</b> with the nature of their corresponding genetic materials listed in <b>Column II</b>.</p> <table border="1" data-bbox="571 390 1125 581"> <thead> <tr> <th>Column I</th><th>Column II</th></tr> </thead> <tbody> <tr> <td>P. Bacteriophage lambda</td><td>i. dsDNA</td></tr> <tr> <td>Q. Bacteriophage M13</td><td>ii. ssDNA</td></tr> <tr> <td>R. Coronavirus</td><td>iii. ssRNA</td></tr> <tr> <td>S. Reovirus</td><td>iv. dsRNA</td></tr> </tbody> </table>	Column I	Column II	P. Bacteriophage lambda	i. dsDNA	Q. Bacteriophage M13	ii. ssDNA	R. Coronavirus	iii. ssRNA	S. Reovirus	iv. dsRNA
Column I	Column II										
P. Bacteriophage lambda	i. dsDNA										
Q. Bacteriophage M13	ii. ssDNA										
R. Coronavirus	iii. ssRNA										
S. Reovirus	iv. dsRNA										
(A)	P - i; Q - iv; R - iii; S - ii										
(B)	P - iv; Q - ii; R - i; S - iii										
(C)	P - i; Q - ii; R - iii; S - iv										
(D)	P - i; Q - iii; R - ii; S - iv										

GATE 2025

IIT Roorkee

Q.77

A culture of *lac*<sup>+</sup> *Escherichia coli* is grown in a medium lacking lactose or any other  $\beta$ -galactoside. The response of the *lac* operon upon induction by lactose can be monitored by measuring the levels of *lac* mRNA,  $\beta$ -galactosidase enzyme and permease enzyme. Which one of the following profiles correctly captures the on-off response to lactose?



(A)

P

(B)

Q

(C)

R

(D)

S

Q.78	<p>Which option(s) correctly match(es) the structures in a bacterial cell (<b>Column I</b>) with their corresponding functions (<b>Column II</b>).</p> <table data-bbox="519 327 1177 520"> <tr> <th>Column I</th><th>Column II</th></tr> <tr> <td>P. Cell wall</td><td>i. Protection from osmotic stress</td></tr> <tr> <td>Q. Fimbriae</td><td>ii. Attachment to surfaces</td></tr> <tr> <td>R. Flagella</td><td>iii. Motility</td></tr> <tr> <td>S. Pili</td><td>iv. Transfer of genetic material</td></tr> </table>	Column I	Column II	P. Cell wall	i. Protection from osmotic stress	Q. Fimbriae	ii. Attachment to surfaces	R. Flagella	iii. Motility	S. Pili	iv. Transfer of genetic material
Column I	Column II										
P. Cell wall	i. Protection from osmotic stress										
Q. Fimbriae	ii. Attachment to surfaces										
R. Flagella	iii. Motility										
S. Pili	iv. Transfer of genetic material										
(A)	P - i; Q - ii; R - iii; S - iv										
(B)	P - i; Q - iii; R - iii; S - iv										
(C)	P - i; Q - iv; R - ii; S - iii										
(D)	P - ii; Q - iv; R - i; S - iii										

GATE 2025

IIT Roorkee

Q.79	Which of the following statements regarding micro-organisms is/are correct?
(A)	The free-living bacterium <i>Wolbachia</i> is a human parasite.
(B)	<i>Myxococcus</i> are a group of predatory bacteria.
(C)	<i>Dictyostelium</i> is a slime mold that aggregates to form social groups.
(D)	Actinomycetes in soil are involved in producing earthy odours.
Q.80	Which of the following is/are example(s) of animal-microbe mutualism?
(A)	Human - <i>Mycobacterium tuberculosis</i>
(B)	Dog - Rabies lyssavirus
(C)	Human - <i>Lactobacillus plantarum</i>
(D)	Cow - <i>Ruminococcus albus</i>

Q.81	Which of the following reactions is/are catalyzed by aldolase?
(A)	Dihydroxyacetone phosphate + Glyceraldehyde-3-phosphate $\rightarrow$ Fructose 1,6-biphosphate
(B)	Dihydroxyacetone phosphate + Erythrose-4-phosphate $\rightarrow$ Sedoheptulose-1,7-biphosphate
(C)	Dihydroxyacetone phosphate $\rightarrow$ Glyceraldehyde-3-phosphate
(D)	Glyceraldehyde-3-phosphate + Erythrose-4-phosphate $\rightarrow$ Sedoheptulose-1,7-biphosphate

GATE 2025

IIT Roorkee

Q.82	<p>Which option(s) correctly match(es) the <b>Antibiotic</b> with their corresponding <b>Target</b>?</p> <table border="1"> <thead> <tr> <th>Antibiotic</th><th>Target</th></tr> </thead> <tbody> <tr> <td>P. Penicillin</td><td>i. Ribosome</td></tr> <tr> <td>Q. Kanamycin</td><td>ii. RNA polymerase</td></tr> <tr> <td>R. Rifampicin</td><td>iii. DNA gyrase</td></tr> <tr> <td>S. Nalidixic acid</td><td>iv. Transpeptidase</td></tr> <tr> <td>T. Ciprofloxacin</td><td></td></tr> </tbody> </table>	Antibiotic	Target	P. Penicillin	i. Ribosome	Q. Kanamycin	ii. RNA polymerase	R. Rifampicin	iii. DNA gyrase	S. Nalidixic acid	iv. Transpeptidase	T. Ciprofloxacin	
Antibiotic	Target												
P. Penicillin	i. Ribosome												
Q. Kanamycin	ii. RNA polymerase												
R. Rifampicin	iii. DNA gyrase												
S. Nalidixic acid	iv. Transpeptidase												
T. Ciprofloxacin													
(A)	P - iv; Q - i; R - ii; S - iii												
(B)	P - ii; Q - iv; R - i; S - iii												
(C)	P - iv; Q - i; R - ii; T - iii												
(D)	P - iv; Q - iii; R - ii; T - i												

GATE 2025

IIT Roorkee

Q.83	<p>The doubling time of <i>Escherichia coli</i> is 30 minutes in a culture medium containing glucose and yeast extract. Phage T7 has a life cycle of 20 minutes and a burst size of 200 phage per infected <i>E. coli</i> cell. Phage absorption is instantaneous and occurs at 1 multiplicity of infection (MOI). Bacteria infected with multiple or single phage give the same burst. 5000 plaque forming units of T7 phage are added to a culture of <math>2 \times 10^7</math> <i>E. coli</i> cells.</p> <p>Assuming normal division, the <i>E. coli</i> culture will lyse completely by _____ full cycles of bacterial division. (Answer in integer)</p>
Q.84	<p>A polymerase chain reaction (PCR) based diagnosis test was performed on a bacterial sample targeting a specific gene. There are 3 copies of this gene in the bacterial genome. Prior to DNA extraction, the bacteria were incubated to allow one cycle of growth. 3072 amplicon copies were obtained after 9 cycles of the PCR. Assume 100% efficiency at each step.</p> <p>The initial bacterial count in the sample was _____. (Answer in integer)</p>

GATE 2025

IIT Roorkee

**Zoology (XL-T)**

**Q.85 – Q.92 Carry ONE mark Each**


Q.85	Which one of the following is a “brood parasite” ?
(A)	Pigeon
(B)	Sparrow
(C)	Goose
(D)	Cuckoo
Q.86	During the development of a mammalian embryo, “yolk sac” is formed by which one of the following?
(A)	Syncytiotrophoblast
(B)	Primitive endoderm (hypoblast)
(C)	Amniotic ectoderm
(D)	Embryonic epiblast

Q.87	The animals belonging to which one of the following phyla are characterized by “segmented body” ?
(A)	Annelida
(B)	Cnidaria
(C)	Echinodermata
(D)	Porifera
Q.88	Which one of the following is a “post-zygotic” isolating mechanism of speciation?
(A)	Behavioral isolation
(B)	Fertilization failure
(C)	Hybrid sterility
(D)	Seasonal isolation

Q.89	Desmosomes are
(A)	intermediate filament-based cell adhesion complexes.
(B)	protein synthesizing macromolecular complexes.
(C)	subcellular organelles.
(D)	DNA-protein complexes.
Q.90	The “foramen of Panizza” is found in which one of the following groups of animals?
(A)	Fishes
(B)	Crocodiles
(C)	Frogs
(D)	Dolphins
Q.91	Imagine a population of diploid species in Hardy-Weinberg equilibrium. The population has two alleles for a gene which are ‘a’ and ‘A’. The number of individuals with ‘aa’ genotype in this population is 1 in 10000. The frequency of the allele ‘A’ in the population is _____ (up to two decimal places)



Q.92	A PCR was setup to amplify a 500 nucleotides-long DNA. The dNTPs in the reaction mixture were radiolabeled. The percentage (%) of radiolabeled single-stranded DNA after three cycles will be _____ (up to one decimal place)



**Q.93 – Q.103 Carry TWO marks Each**

Q.93	Match the molecules in <b>Column-I</b> with their properties/functions mentioned in <b>Column-II</b>													
	<table><tr><th>Column-I</th><th>Column-II</th></tr><tr><td>P. IgM</td><td>1. Involved in antigen presentation</td></tr><tr><td>Q. IgE</td><td>2. Predominant antibody type in various body secretions</td></tr><tr><td>R. IgA</td><td>3. Can pass through placenta</td></tr><tr><td>S. MHC</td><td>4. Associated with allergic reaction</td></tr><tr><td></td><td>5. Contains ten heavy and light chains</td></tr></table>	Column-I	Column-II	P. IgM	1. Involved in antigen presentation	Q. IgE	2. Predominant antibody type in various body secretions	R. IgA	3. Can pass through placenta	S. MHC	4. Associated with allergic reaction		5. Contains ten heavy and light chains	
Column-I	Column-II													
P. IgM	1. Involved in antigen presentation													
Q. IgE	2. Predominant antibody type in various body secretions													
R. IgA	3. Can pass through placenta													
S. MHC	4. Associated with allergic reaction													
	5. Contains ten heavy and light chains													
(A)	P-3 ; Q-2 ; R-4 ; S-5													
(B)	P-5 ; Q-4 ; R-2 ; S-1													
(C)	P-2 ; Q-3 ; R-4; S-1													
(D)	P-5 ; Q-4 ; R-2 ; S-5													

Q.94	Match the following human diseases in <b>Column-I</b> with their causal organism in <b>Column-II</b>													
	<table><tr><th>Column-I</th><th>Column-II</th></tr><tr><td>P. Sleeping sickness</td><td>1. <i>Trypanosoma cruzi</i></td></tr><tr><td>Q. Chagas disease</td><td>2. <i>Trypanosoma brucei</i></td></tr><tr><td>R. Elephantiasis</td><td>3. <i>Borrelia burgdorferi</i></td></tr><tr><td>S. Lyme disease</td><td>4. <i>Wuchereria bancrofti</i></td></tr><tr><td></td><td>5. <i>Rickettsia rickettsii</i></td></tr></table>	Column-I	Column-II	P. Sleeping sickness	1. <i>Trypanosoma cruzi</i>	Q. Chagas disease	2. <i>Trypanosoma brucei</i>	R. Elephantiasis	3. <i>Borrelia burgdorferi</i>	S. Lyme disease	4. <i>Wuchereria bancrofti</i>		5. <i>Rickettsia rickettsii</i>	
Column-I	Column-II													
P. Sleeping sickness	1. <i>Trypanosoma cruzi</i>													
Q. Chagas disease	2. <i>Trypanosoma brucei</i>													
R. Elephantiasis	3. <i>Borrelia burgdorferi</i>													
S. Lyme disease	4. <i>Wuchereria bancrofti</i>													
	5. <i>Rickettsia rickettsii</i>													
(A)	P-3 ; Q-1 ; R-4 ; S-5													
(B)	P-1 ; Q-2 ; R-3 ; S-4													
(C)	P-2 ; Q-4 ; R-1 ; S-3													
(D)	P-2 ; Q-1 ; R-4 ; S-3													
	GATE 2025													


Q.95	Match the molecules in <b>Column-I</b> with their correct property/function in <b>Column-II</b>													
	<table><tr><th>Column-I</th><th>Column-II</th></tr><tr><td>P. RNase P</td><td>1. rRNA gene transcription</td></tr><tr><td>Q. RNA Polymerase-I</td><td>2. Gene silencing</td></tr><tr><td>R. siRNA</td><td>3. Cas9-mediated genome editing</td></tr><tr><td>S. Guide RNA</td><td>4. Ribozymes</td></tr><tr><td></td><td>5. tRNA gene transcription</td></tr></table>	Column-I	Column-II	P. RNase P	1. rRNA gene transcription	Q. RNA Polymerase-I	2. Gene silencing	R. siRNA	3. Cas9-mediated genome editing	S. Guide RNA	4. Ribozymes		5. tRNA gene transcription	
Column-I	Column-II													
P. RNase P	1. rRNA gene transcription													
Q. RNA Polymerase-I	2. Gene silencing													
R. siRNA	3. Cas9-mediated genome editing													
S. Guide RNA	4. Ribozymes													
	5. tRNA gene transcription													
(A)	P-4 ; Q-5 ; R-2 ; S-3													
(B)	P-5 ; Q-1 ; R-3 ; S-4													
(C)	P-4 ; Q-1 ; R-2 ; S-3													
(D)	P-1 ; Q-3 ; R-4 ; S-2													

Q.96	What would be the number of genotypes and phenotypes, respectively, from a cross between genotypes AaBBCcDd and AaBBCcDd ? Assume independent assortment and simple dominant-recessive relationship in each gene pair.
(A)	8 and 4
(B)	12 and 4
(C)	27 and 8
(D)	14 and 8
Q.97	Nucleosomes are made up of DNA and histones. Histones undergo various kind of modifications by different groups of proteins. They are known as histone writers, readers and erasers. Which of the following is/are histone writer(s)?
(A)	Histone acetyl transferases
(B)	Histone methyl transferases
(C)	Histone deacetylases
(D)	DNA methyl transferases

Q.98	The expression of a gene is regulated by a transcription factor. Which of the following techniques can be used to identify the region in its promoter where the transcription factor binds?
(A)	S1 nuclease mapping
(B)	Chromatin immunoprecipitation followed by sequencing
(C)	Electrophoretic mobility shift assay
(D)	DNase I footprinting
Q.99	Which of the following animals in India are included under “critically endangered” threat category as per the Red Data List of IUCN?
(A)	Namdapha Flying Squirrel
(B)	Indian Rhinoceros
(C)	Nicobar Shrew
(D)	Clouded Leopard

100.	Which of the following statements in relation to cell movement during gastrulation in Sea urchin is/are correct?
(A)	Delamination leads to the formation of endoderm
(B)	Ingression leads to the development of mesoderm
(C)	Involution leads to the development of ectoderm
(D)	Invagination leads to the development of endoderm
Q.101	Which of the following genetic disorders is/are caused by trinucleotide repeat expansions?
(A)	Huntington's disease
(B)	$\beta$ -thalassemia
(C)	Fragile X syndrome
(D)	Cystic fibrosis
Q.102	The mother and the father of five children are carriers (heterozygous) of an autosomal recessive allele that causes cystic fibrosis. The probability of having exactly three normal children among five is _____ (up to two decimal places)

Q.103	An enzyme, which follows Michaelis-Menten equation, catalyzes the reaction $A \rightarrow B$ . When enzyme and substrate concentrations are 15 nM and 10 $\mu\text{M}$ , respectively, the reaction velocity is 5 $\mu\text{M s}^{-1}$ . If $K_m$ for the substrate A is 5 $\mu\text{M}$ , the kinetic efficiency of the enzyme will be _____ $\times 10^6 \text{ M}^{-1} \text{ s}^{-1}$ (in integer)



Food Technology (XL-U)

Q.104– Q.111 Carry ONE mark Each

Q.104	Which of the following contains the phytonutrient allicin?
(A)	Grape
(B)	Cauliflower
(C)	Garlic
(D)	Chilli
Q.105	Which mold is responsible for the characteristic blue marbling in blue-veined cheese?
(A)	<i>Rhizopus oryzae</i>
(B)	<i>Penicillium roqueforti</i>
(C)	<i>Aspergillus niger</i>
(D)	<i>Penicillium camemberti</i>

Q.106	Which genus of bacteria does NOT have cell wall?
(A)	<i>Lactobacillus</i>
(B)	<i>Staphylococcus</i>
(C)	<i>Mycoplasma</i>
(D)	<i>Escherichia</i>
Q.107	Which of the following pigment does NOT have pro-vitamin A activity?
(A)	$\beta$ -Carotene
(B)	$\beta$ -Cryptoxanthin
(C)	Lycopene
(D)	$\alpha$ -Carotene

Q.108	Identify the analysis that must be performed FIRST to judge 'cleanliness' of spice/herb powders.
(A)	Acid-insoluble ash content
(B)	Pesticide residue levels
(C)	Volatile oil content
(D)	Mycotoxin levels
Q.109	If there is a delay in oil extraction after bran is separated from the brown rice, the quality of rice bran oil deteriorates. Identify the suitable CAUSE and EFFECT for the deterioration in oil quality.
(A)	Lipase activity; increase in FFA
(B)	Oil hydrolysis; decrease in FFA
(C)	Lipase activity; decrease in FFA
(D)	Bran stabilization; decrease in lipase activity

Q.110	Among the following, which is/are the process(es) that lead to generation of new fats from existing ones?
(A)	Transesterification
(B)	Degumming
(C)	Hydrogenation
(D)	Winterization
Q.111	The true density and bulk density of wheat grains are $1280 \text{ kg/m}^3$ and $740 \text{ kg/m}^3$ , respectively. The porosity of the grains is _____. (rounded off to 2 decimal places)

GATE 2025

IIT Roorkee

**Q.112 – Q.122 Carry TWO marks Each**

Q.112	Identify the gas composition (in percent) suitable for packaging cured meat under MAP conditions.
(A)	$O_2 = 0$ ; $CO_2 = 50$ ; $N_2 = 50$
(B)	$O_2 = 50$ ; $CO_2 = 0$ ; $N_2 = 50$
(C)	$O_2 = 0$ ; $CO_2 = 0$ ; $N_2 = 100$
(D)	$O_2 = 50$ ; $CO_2 = 50$ ; $N_2 = 0$
Q.113	Which of the following sequence of events occurs during formation of egg-white gel?
	Assume: $P_N$ : Native protein; $P_D$ : Denatured protein; $P_A$ : Aggregated protein; $P_G$ : Protein gel $\rightarrow$ : forward reaction; $\leftrightarrow$ : reversible reaction; $\Delta$ : heating; $\nabla$ : cooling
(A)	$P_N \xleftrightarrow{\Delta} P_D \xleftrightarrow{\nabla} P_A \xleftrightarrow{\nabla} P_G$
(B)	$P_N \xleftrightarrow{\Delta} P_D \xrightarrow{\Delta} P_A \xrightarrow{\Delta} P_G$
(C)	$P_N \xleftrightarrow{\Delta} P_D \xrightarrow{\nabla} P_G$
(D)	$P_N \xleftrightarrow{\Delta} P_A \xrightarrow{\Delta} P_G$

Q.114	<p>In canning and retorting of foods, which of the following is the correct expression of Ball process time (B)?</p> <p>Assume: <math>t_p</math> = processor's process time; <math>t_c</math> = come-up time</p>
(A)	$B = t_p + 0.42 t_c$
(B)	$B = t_p + 0.30 t_c$
(C)	$B = t_p + 0.50 t_c$
(D)	$B = t_p + 0.25 t_c$
Q.115	<p>Which of the following is the most suitable flexible packaging laminate for dry fruits?</p>
(A)	PET/LDPE
(B)	PS/LDPE
(C)	BOPP/LDPE
(D)	Nylon/LDPE

Q.116	Identify the CORRECT sequence of operations for dressing of poultry.
(A)	Slaughtering and bleeding → scalding → defeathering → eviscerating → chilling
(B)	Slaughtering and bleeding → defeathering → scalding → eviscerating → chilling
(C)	Slaughtering and bleeding → eviscerating → defeathering → scalding → chilling
(D)	Slaughtering and bleeding → defeathering → eviscerating → scalding → chilling
Q.117	Which of the following statement(s) is/are TRUE for a package of gamma-irradiated (7.5 kGy) whole chicken?
(A)	Nutritional quality of the product deteriorates after irradiation.
(B)	Spores of <i>C. botulinum</i> can survive in the irradiated product.
(C)	‘Radura’ symbol does not ensure safety of the irradiated product for consumption.
(D)	Energy needed for the irradiation process is much higher than that required for freezing of the product.

Q.118	Match the following food products in Column I with their corresponding processes in Column II.																				
	<table><tr><th colspan="2">Column I</th><th colspan="2">Column II</th></tr><tr><td>P</td><td>Idli</td><td>1</td><td>Baking</td></tr><tr><td>Q</td><td>Parboiled rice</td><td>2</td><td>Fermentation</td></tr><tr><td>R</td><td>Soda beverage</td><td>3</td><td>Gelatinization</td></tr><tr><td>S</td><td>Cookies</td><td>4</td><td>Carbonation</td></tr></table>	Column I		Column II		P	Idli	1	Baking	Q	Parboiled rice	2	Fermentation	R	Soda beverage	3	Gelatinization	S	Cookies	4	Carbonation
Column I		Column II																			
P	Idli	1	Baking																		
Q	Parboiled rice	2	Fermentation																		
R	Soda beverage	3	Gelatinization																		
S	Cookies	4	Carbonation																		
(A)	P-2;Q-3;R-4;S-1																				
(B)	P-3;Q-2;R-4;S-1																				
(C)	P-2;Q-4;R-1;S-3																				
(D)	P-2;Q-3;R-1;S-4																				
Q.119	Which of the following is/are inhibitor(s) of enzymatic browning in peeled potatoes?																				
(A)	Citric acid																				
(B)	EDTA																				
(C)	Mannitol																				
(D)	Ascorbic acid																				

Q.120	Match the following enzymes in Column I with their applications in Column II.																				
	<table><tr><th colspan="2">Column I</th><th colspan="2">Column II</th></tr><tr><td>P</td><td><math>\beta</math>-Glucanase</td><td>1</td><td>Fruit juice clarification</td></tr><tr><td>Q</td><td><math>\alpha</math>- and <math>\beta</math>-Amylases</td><td>2</td><td>Bread making</td></tr><tr><td>R</td><td>Pectinase</td><td>3</td><td>Meat tenderization</td></tr><tr><td>S</td><td>Papain</td><td>4</td><td>Brewing</td></tr></table>	Column I		Column II		P	$\beta$ -Glucanase	1	Fruit juice clarification	Q	$\alpha$ - and $\beta$ -Amylases	2	Bread making	R	Pectinase	3	Meat tenderization	S	Papain	4	Brewing
Column I		Column II																			
P	$\beta$ -Glucanase	1	Fruit juice clarification																		
Q	$\alpha$ - and $\beta$ -Amylases	2	Bread making																		
R	Pectinase	3	Meat tenderization																		
S	Papain	4	Brewing																		
(A)	P-3;Q-1;R-2;S-4																				
(B)	P-4;Q-2;R-1;S-3																				
(C)	P-2;Q-4;R-1;S-3																				
(D)	P-1;Q-2;R-3;S-4																				
Q.121	The $F_{121}$ value of a known microorganism with Z value of $11\text{ }^{\circ}\text{C}$ is 2.4 min for 99.9999% inactivation. For a 12D inactivation of the said microorganism at $143\text{ }^{\circ}\text{C}$ , the F value (in min) is _____. (rounded off to 3 decimal places)																				
Q.122	In a typical grinding operation, 80% of the feed material passes through a sieve opening of 4.75 mm; whereas, 80% of the ground product passes through 0.5 mm opening. If the power required to grind 2 tonnes/h of the feed material is 3.8 kW, the work index of the material is _____. (rounded off to 2 decimal places)																				