

My Official GMAT Score – Test Taker Version

Please Note: To send scores to programs, select one or more valid scores below. You can send your score report to up to 5 programs for free. Additional score reports cost USD 35 each. Scores are valid for five (5) years from your scores published date.

APPOINTMENT ID	LOCATION	APPOINTMENT DATE	SCORE PUBLISHED DATE	TOTAL SCORE	NUMBER SENT	SEND SCORE
---	---	---	---	595		Send Score

- Your free score reports for this appointment will expire on December 21, 2023 at 8:40:11 AM
- Your Total and Section Scores have an associated Percentile. Percentiles show the percentage of scores that your score surpassed. A higher percentile is better.
- Percentiles are based on the mean exam score calculated over the previous five years. Though your score will not change, your percentile ranking may change when the new five-year mean is calculated. [Learn More](#).

Total Score

Quantitative Reasoning

Verbal Reasoning

Data Insights

Performance By Section



Section	Your Percentile	Your Score
Total Score	72nd	205 ————— 595 ————— 805 Mean: 546
Quantitative Reasoning	85th	60 ————— 84 ————— 90 Mean: 78
Verbal Reasoning	51st	60 ————— 79 ————— 90 Mean: 79
Data Insights	58th	60 ————— 76 ————— 90 Mean: 74

Overall Performance By Program & School



Below is your percentile ranking for your total score for each program you sent your scores to, comparing all test takers who applied to the programs from the most recent 5 years.

Institution	School	Program Name	Your Percentile
University A	Program A	Full-time MBA	60th
University B	Program B	Full-time MBA	Not enough data to provide an accurate percentile ranking.
University C	Program C	Part-time MBA	50th
University D	Program D	Full-time MiM	80th

<< Previous Section

Next Section: [Quantitative Reasoning](#) >>

My Official GMAT Score – Test Taker Version

Please Note: To send scores to programs, select one or more valid scores below. You can send your score report to up to 5 programs for free. Additional score reports cost USD 35 each. Scores are valid for five (5) years from your scores published date.

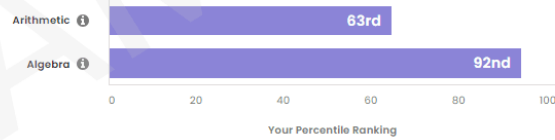
APPOINTMENT ID	LOCATION	APPOINTMENT DATE	SCORE PUBLISHED DATE	TOTAL SCORE	NUMBER SENT	SEND SCORE
				595		Send Score

- Your free score reports for this appointment expired on December 21, 2023 at 8:40:11 AM
- Your Total and Section Scores have an associated Percentile. Percentiles show the percentage of scores that your score surpassed. A higher percentile is better.
- Percentiles are based on the mean exam score calculated over the previous five years. Though your score will not change, your percentile ranking may change when the new five-year mean is calculated. [Learn More](#).

Total Score **Quantitative Reasoning** Verbal Reasoning Data Insights

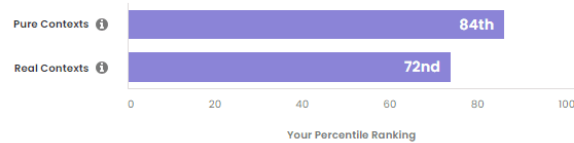
– Performance by Content Domain

Below is your **percentile ranking** based on the **most recent 5 years** for each content domain within Quantitative Reasoning.



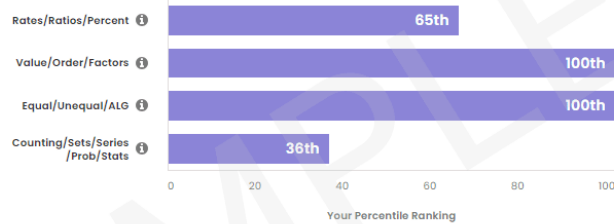
– Performance by Question Type

Below is your **percentile ranking** based on the **most recent 5 years** for Pure (i.e., equations) vs. Real (i.e., word problems) question types within Quantitative Reasoning.



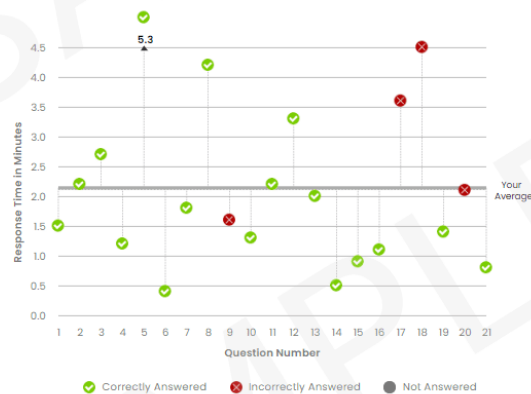
– Performance by Fundamental Skills

Below is your **percentile ranking** based on the **most recent 5 years** for each fundamental skill within Quantitative Reasoning.



– Time Management & Performance

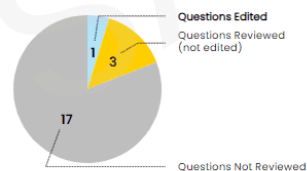
This chart shows your **response time in minutes**, including any review time, for each question within Quantitative Reasoning. **2.14 minutes** is the average allotted time per question for this section. Use this chart to see how you managed your pacing as well as your performance by question type. [Explain This Chart](#)



– Question Review & Edit Summary

This chart shows your Question Review & Edit activity for the Quantitative Reasoning section. Pay attention to whether or not changing your answers helped your performance. You spent 3 minutes and 3 seconds reviewing 4 Questions and Changed 1.

Review & Edit Overview



Edit History

Edit Sequence	Question #	Answer Change
Edit 1	18	Incorrect to Incorrect
Edit 2	N/A	N/A
Edit 3	N/A	N/A

My Official GMAT Score - Test Taker Version

Please Note: To send scores to programs, select one or more valid scores below. You can send your score report to up to 5 programs for free. Additional score reports cost USD 35 each. Scores are valid for five (5) years from your scores published date.

APPOINTMENT ID LOCATION APPOINTMENT DATE SCORE PUBLISHED DATE TOTAL SCORE NUMBER SENT SEND SCORE

595

Send Score

- Your free score reports for this appointment expired on December 21, 2023 at 8:40:11 AM
- Your Total and Section Scores have an associated Percentile. Percentiles show the percentage of scores that your score surpassed. A higher percentile is better.
- Percentiles are based on the mean exam score calculated over the previous five years. Though your score will not change, your percentile ranking may change when the new five-year mean is calculated. [Learn More](#).

Total Score Quantitative Reasoning Verbal Reasoning Data Insights

Performance by Content Domain

Below is your percentile ranking based on the most recent 5 years for each content domain within Quantitative Reasoning.

Content Domain	Your Percentile
Arithmetic	63rd
Algebra	92nd

Performance by Question Type

Below is your percentile ranking based on the most recent 5 years for Pure (i.e., equations) vs. Real (i.e., word problems) question types within Quantitative Reasoning.

Question Type	Your Percentile
Pure Contexts	84th
Real Contexts	72nd

Performance by Fundamental Skills

Below is your percentile ranking based on the most recent 5 years for each fundamental skill within Quantitative Reasoning.

Fundamental Skill	Your Percentile
Rates/Ratios/Percent	65th
Value/Order/Factors	100th
Equal/Unequal/ALG	100th
Counting/Sets/Series/Prob/Stats	36th

Time Management & Performance

This chart shows your response time in minutes, including any review time, for each question within Quantitative Reasoning. 2:14 minutes is the average allotted time per question for this section. Use this chart to see how you managed your pacing as well as your performance by question type. [Explain This Chart](#)

Question	Response Time (Minutes)	Performance	Content Domain	Question Type	Fundamental Skills
1	1.5	Correct	Arithmetic	REAL	Rates/Ratio/Percent
2	2.2	Correct	Arithmetic	PURE	Counting/Sets/Series/Prob/Stats
3	2.7	Correct	Algebra	REAL	Rates/Ratio/Percent
4	1.2	Correct	Arithmetic	REAL	Counting/Sets/Series/Prob/Stats
5	5.3	Correct	Arithmetic	REAL	Rates/Ratio/Percent
6	0.4	Correct	Arithmetic	PURE	Value/Order/Factors
7	1.8	Correct	Arithmetic	PURE	Value/Order/Factors
8	4.2	Correct	Algebra	REAL	Rates/Ratio/Percent
9	1.6	Incorrect	Arithmetic	REAL	Rates/Ratio/Percent
10	1.3	Correct	Arithmetic	REAL	Rates/Ratio/Percent
11	2.2	Correct	Algebra	REAL	Equal/Unequal/ALG
12	3.3	Correct	Algebra	PURE	Equal/Unequal/ALG
13	2	Correct	Arithmetic	PURE	Rates/Ratio/Percent
14	0.5	Correct	Arithmetic	PURE	Rates/Ratio/Percent
15	0.9	Correct	Algebra	PURE	Rates/Ratio/Percent
16	1.1	Correct	Algebra	PURE	Equal/Unequal/ALG
17	3.6	Incorrect	Arithmetic	REAL	Counting/Sets/Series/Prob/Stats
18	4.5	Incorrect	Algebra	REAL	Rates/Ratio/Percent
19	1.4	Correct	Algebra	PURE	Value/Order/Factors
20	2.1	Incorrect	Arithmetic	PURE	Counting/Sets/Series/Prob/Stats
21	0.8	Correct	Algebra	PURE	Value/Order/Factors

Question Review & Edit Summary

This chart shows your Question Review & Edit activity for the Quantitative Reasoning section. Pay attention to whether or not changing your answers helped your performance. You spent 3 minutes and 3 seconds reviewing 4 Questions and Changed 1.

Review & Edit Overview

Type	Number of Questions
Questions Not Reviewed	17
Question Reviewed (not edited)	3
Question Edited	1

Edit History

Edit Sequence	Question #	Answer Change
Edit 1	18	Incorrect to Incorrect
Edit 2	N/A	N/A
Edit 3	N/A	N/A